

FLOAT AND THERMOSTATIC STEAM TRAPS UFS32 (For use with universal pipeline connectors)

DESCRIPTION

The UFS32 series float and thermostatic (integral air vent) steam traps, completely in stainless steel, are maintenance free and sealed. They are specifically designed to work with low and medium pressure steam and all types of heating and process equipment.

Typical applications include unit heaters, heat exchangers, driers, jacketed vessels and all the applications where continuous drainage is essential.

These traps fit the UCX universal connectors and CTS4U compact stations.



MAIN FEATURES

Sealed, non-maintainable.

Modulating discharge.

Discharges condensate at steam temperature.

Unaffected by sudden or wide load and pressure changes.

Excellent air discharge (by thermostatic air vent).

USE: Saturated and superheated steam.

AVAILABLE

MODELS: UFS32-4,5 , 10, 14, 21 and 32 – stainless steel.

SIZES: According to the selected pipeline connector.

INSTALLATION: Always in a horizontal plane with the “O” of the TOP inscription perfectly aligned with the vertical axis.

See IMI – Installation and maintenance instructions.

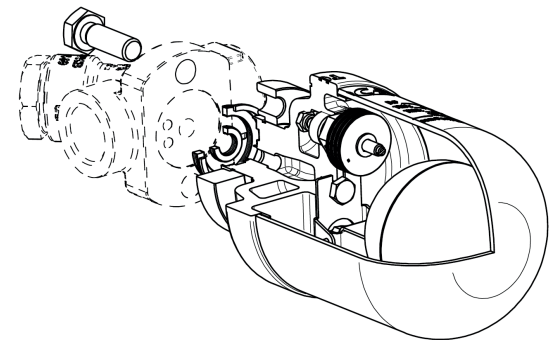
MAX. ΔP: UFS32-4,5 – 4,5 bar

UFS32-10 – 10 bar

UFS32-14 – 14 bar

UFS32-21 – 21 bar

UFS32-32 – 32 bar



BODY LIMITING CONDITIONS *	
CLASS 300 ALLOWABLE PRESSURE	RELATED TEMPERATURE
47,8 bar	-10 / 50 °C
40,9 bar	100 °C
34,4 bar	200 °C
30,6 bar	300 °C
28,6 bar	400 °C

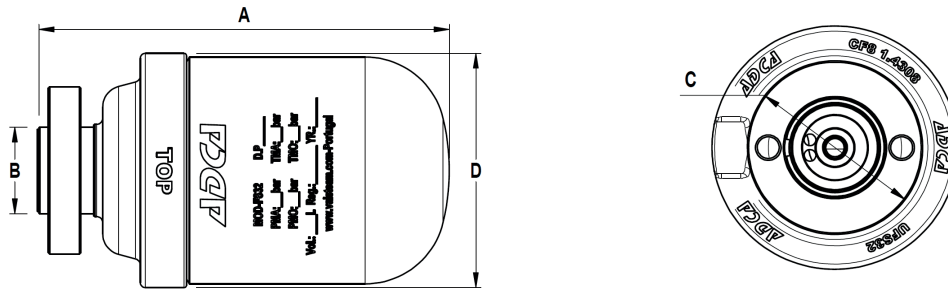
PMO – Maximum operating pressure: 32 bar;

TMO – Maximum operating temperature: 245 °C.

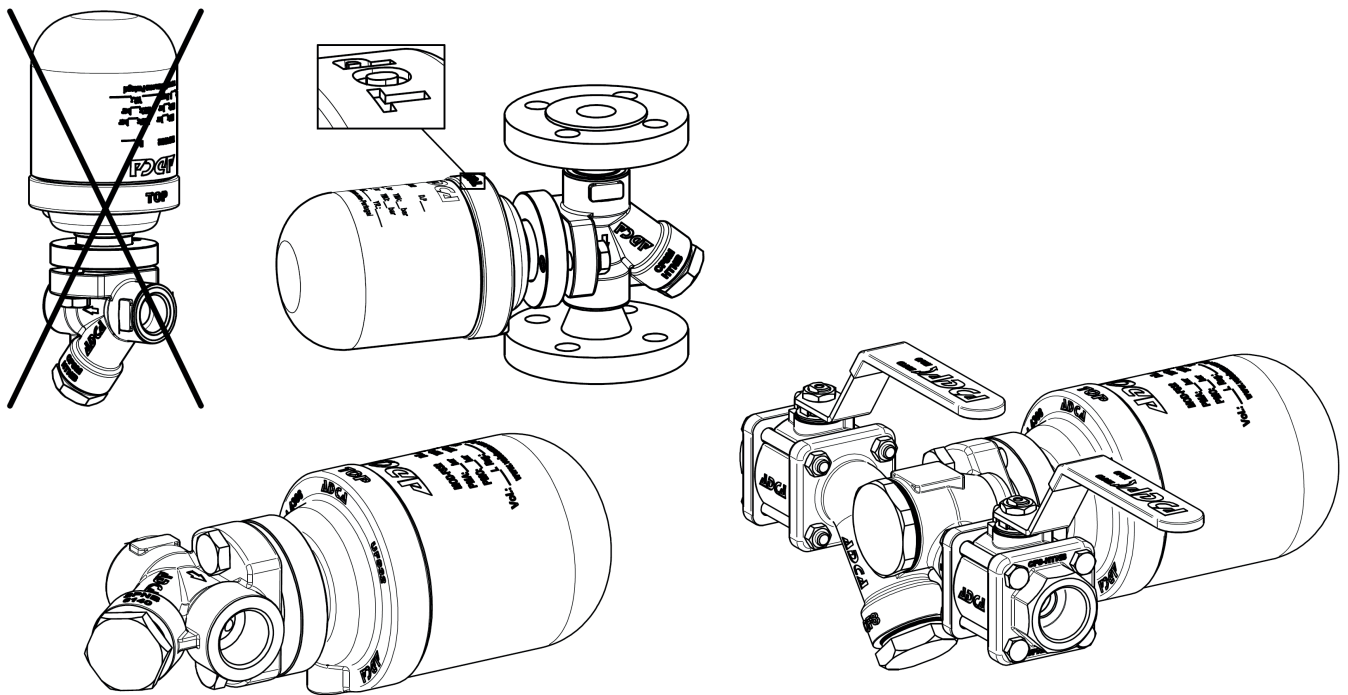
* According to EN 1759-1:2004.

Remark: the pipeline connector may restrict the operating conditions to a lower rating.

FLOW RATE CAPACITY (kg/h)																
MODEL	DIFFERENTIAL PRESSURE (bar)															
	0,5	1	1,5	2	3	4,5	6	7	8	9	10	12	14	16	21	32
UFS32 – 4,5	230	330	400	440	535	630	–	–	–	–	–	–	–	–	–	–
UFS32 – 10	150	200	250	280	340	400	460	495	520	550	595	–	–	–	–	–
UFS32 – 14	120	150	190	220	260	320	380	400	425	440	480	510	550	–	–	–
UFS32 – 21	60	80	90	115	135	160	190	200	220	230	240	260	270	290	300	–
UFS32 – 32	36	50	62	75	90	105	120	140	150	155	160	170	190	200	230	280



DIMENSIONS (mm)					
MODEL	A	B	C	D	WEIGHT (kg)
UFS32	164	35	67	94	2,1



UFS steam trap connected to a UCX universal pipeline connector

UFS steam trap connected to a CTS4U compact station

MATERIALS		
POS. N°	DESCRIPTION	MATERIAL
1	Body	A351 CF8 / 1.4308
2	Cover	AISI 304 / 1.4301
3	Valve seat	AISI 410 / 1.4006
4	Valve	AISI 440C / 1.4125
5	Air vent	Bimetallic
6	Float	AISI 301 / 1.4301
7	* Inlet gasket	Stainless steel / Graphite
8	* Outlet gasket	Stainless steel / Graphite
9	Flange	AISI 316 / 1.4401
10	Retainer ring	Steel
11	Bolts	ASTM A193 Gr. B7

* Available spare parts.

