

Globe Valves



THREADED GLOBE VALVES	21
THREADED ANGLE GLOBE VALVES	26
FLANGED GLOBE VALVES	28
FLANGED ANGLE GLOBE VALVES	31

- THREADED VALVES can be manufactured according to the following standards:
ANSI - ASME B1.20.1 - NPT
GAS UNI - ISO228
ISO7/1 RC - RP THREADS
- FLANGED VALVES can be manufactured according to the following standards:
PN16
PN20
B16.24 ASA 150
- Special SEALING MATERIALS are available upon request:
TEFLON
NBR
EPDM



70401

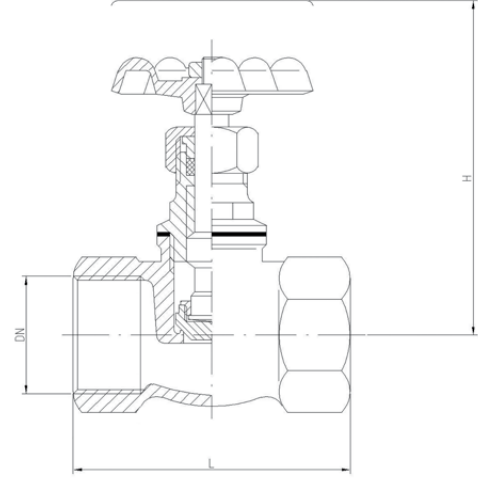
BRONZE GLOBE VALVE PN16
SCREWED BONNET FXF METAL DISC
 PN16/B 100WSP 200WOG

70402

PN16/B 100WSP 200WOG
 PTFE DISC

70403

PN16/B 100WSP 200WOG
 NBR DISC



	STANDARD MATERIALS	
Body	BRONZE-CC491K UNI EN1982	
Bonnet	BRASS-CW617N UNI EN12165	
Disc	BRASS-CW614N UNI EN12164	
Stem	BRASS-CW614N UNI EN12164	
Seat	INTEGRAL SEAT	

	1-4"	3-8"	1-2"	3-4"	1"	1"1-4	1"1-2	2"
L (mm)	45	45	49	55	63	72	89	100
H (mm)	66	66	67	78	90	100	125	145
WEIGHT (Kg)	0,2	0,2	0,21	0,32	0,46	0,68	1,03	1,45



72451

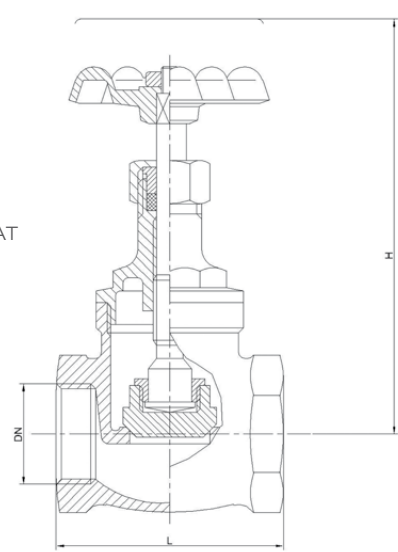
BRONZE GLOBE VALVE PN25
SCREWED BONNET FXF METAL DISC
 PN25/B 150WSP 300WOG

72452

PN25/B 150WSP 300WOG
 PTFE DISC

72453

PN25/B 150WSP 300WOG
 AISI316 TRIM AND RENEWABLE SEAT



	STANDARD MATERIALS	
Body	BRONZE-CC491K UNI EN1982	
Bonnet	BRASS-CW617N UNI EN12165	
Disc	BRASS-CW614N UNI EN12164	
Stem	BRASS-CW614N UNI EN12164	
Seat	INTEGRAL SEAT	

	1-4"	3-8"	1-2"	3-4"	1"	1"1-4	1"1-2	2"	2"1-2	3"	4"
L (mm)	46	46	55	62	74	90	100	128	145	170	210
H (mm)	80	80	85	115	125	155	165	185	235	250	330
WEIGHT (Kg)	0,22	0,22	0,32	0,55	0,8	1,3	1,5	2,5	4,3	6,5	12



70757

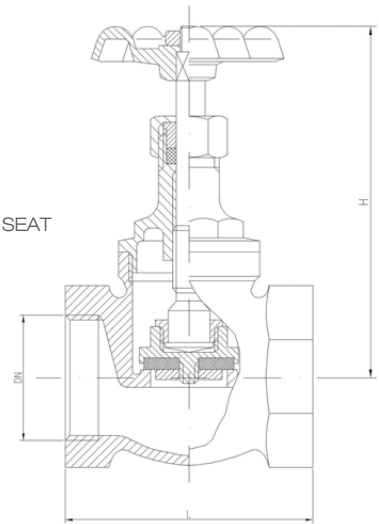
**BRONZE GLOBE VALVE PN32
SCREWED BONNET FXF PTFE DISC**
PN32/B 200WSP 400WOG

70758

PN32/B 200WSP 400WOG
METAL DISC

70763

PN32/B 200WSP 400WOG
MONEL DISC AND RENEWABLE SEAT



	STANDARD MATERIALS
Body	BRONZE-CC491K UNI EN1982
Bonnet	BRASS-CW617N UNI EN12165
Disc	PTFE
Stem	BRASS-CW614N UNI EN12164
Seat	INTEGRAL SEAT

	1-4"	3-8"	1-2"	3-4"	1"	1"1-4	1"1-2	2"	2"1-2	3"	4"
L (mm)	52	55	65	75	85	100	110	135	150	180	220
H (mm)	80	80	90	120	140	165	170	220	240	260	330
WEIGHT (Kg)	0,32	0,32	0,46	0,88	1,35	1,9	2,35	4	5,8	9,5	17,2



72611

**BRONZE GLOBE VALVE PN32
SCREWED BONNET FXF METAL DISC**
PN32/B 200WSP 400WOG

72612

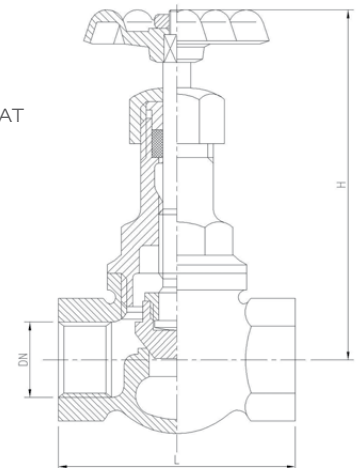
PN32/B 200WSP 400WOG
PTFE DISC

72614

PN32/B 200WSP 400WOG
MONEL DISC AND RENEWABLE SEAT

72615

PN32/A 200WSP 400WOG
ALL IN BRONZE



	STANDARD MATERIALS
Body	BRONZE-CC491K UNI EN1982
Bonnet	BRONZE-CC491K UNI EN1982
Disc	BRASS-CW614N UNI EN12164
Stem	BRASS-CW614N UNI EN12164
Seat	INTEGRAL SEAT

	3-8"	1-2"	3-4"	1"	1"1-4	1"1-2	2"
L (mm)	65	70	85	95	110	125	145
H (mm)	100	115	140	155	180	190	215
WEIGHT (Kg)	0,55	0,7	1,15	1,7	2,6	3,4	4,9



75221

BRONZE GLOBE VALVE PN25 UNION BONNET FXF METAL DISC PN25/B 150WSP 300WOG

75222

PN25/B 150WSP 300WOG
PTFE DISC

75224

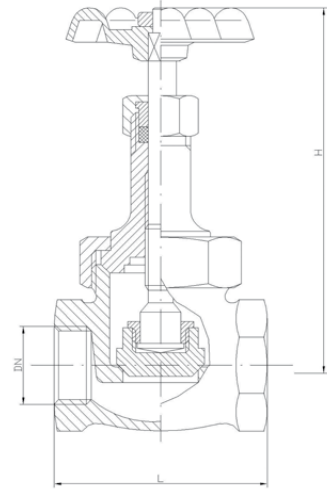
PN25/A 150WSP 300WOG
AISI 316 STEM, DISC AND RENEWABLE SEAT

75225

PN25/B 150WSP 300WOG
AISI 316 SEAT AND PTFE DISC

75229

PN25/A 150WSP 300WOG
ALL IN BRONZE



STANDARD MATERIALS

Body	BRONZE-CC491K UNI EN1982
Bonnet	BRASS-CW617N UNI EN12165
Disc	BRASS-CW614N UNI EN12164
Stem	BRASS-CW614N UNI EN12164
Seat	INTEGRAL SEAT

	1-4"	3-8"	1-2"	3-4"	1"	1"1-4	1"1-2	2"	2"1-2	3"	4"
L (mm)	46	46	56	62	74	91	100	128	145	170	210
H (mm)	100	100	105	135	150	170	195	220	230	250	370
WEIGHT (Kg)	0,3	0,3	0,355	0,68	1	1,48	1,85	2,85	4,5	7,3	13,35

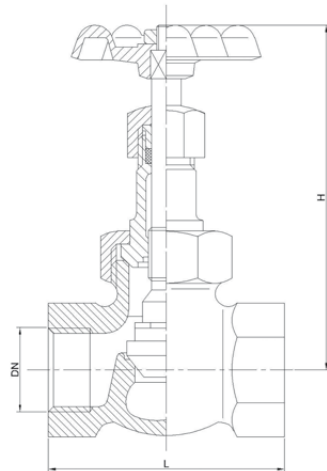


73219

BRONZE GLOBE VALVE PN32 UNION BONNET FXF METAL DISC PN32/B 200WSP 400WOG

73222

PN32/A 200WSP 400WOG
ALL IN BRONZE



STANDARD MATERIALS

Body	BRONZE-CC491K UNI EN1982
Bonnet	BRASS-CW617N UNI EN12165
Disc	BRASS-CW614N UNI EN12164
Stem	BRASS-CW614N UNI EN12164
Seat	INTEGRAL SEAT

	1-4"	3-8"	1-2"	3-4"	1"	1"1-4	1"1-2	2"	2"1-2	3"	4"
L (mm)	48	52	62	75	88	100	110	135	155	180	220
H (mm)	80	90	100	115	140	165	180	210	260	270	320
WEIGHT (Kg)	0,25	0,33	0,47	0,9	1,35	1,95	2,8	4,15	7,1	10,8	19



73940

BRONZE GLOBE VALVE PN40 UNION BONNET FXF METAL DISC PN40/B 250WSP 500WOG

73928

PN40/B 250WSP 500WOG
PTFE DISC

73935

PN40/A 250WSP 500WOG
STEM, DISC AND RENOVABLE SEAT AISI 316

73944

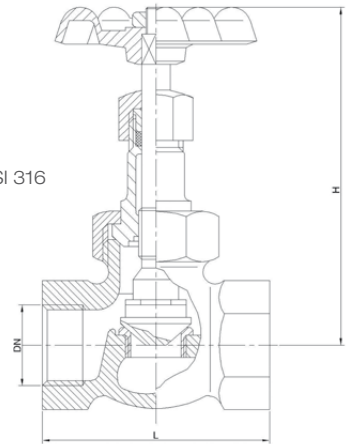
PN40/A 250WSP 500WOG
ALL IN BRONZE

73950

PN40/A 250WSP 500WOG
ALL IN Bz/Al

73942

PN40/B 250WSP 500WOG
DISC AND SEAT MONEL



	STANDARD MATERIALS
Body	BRONZE-CC491K UNI EN1982
Bonnet	BRONZE-CC491K UNI EN1982
Disc	AISI 316
Stem	BRASS-CW614N UNI EN12164
Seat	AISI 316

	1-4"	3-8"	1-2"	3-4"	1"	1"1-4"	1"1-2"	2"	2"1-2"	3"	4"
L (mm)	55	60	67	80	95	106	116	150	155	180	220
H (mm)	90	95	115	135	155	180	190	220	260	270	320
WEIGHT (Kg)	0,4	0,5	0,65	1,15	1,7	2,6	3,15	5,3	7,1	10,8	19

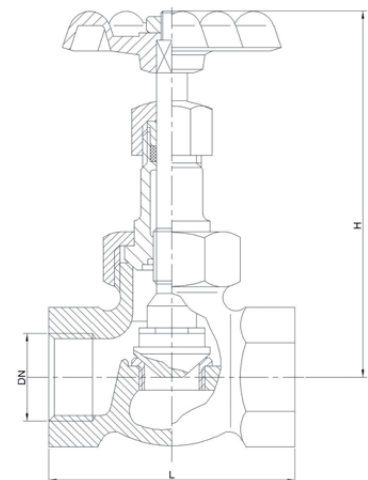


73432

BRONZE GLOBE VALVE PN64 UNION BONNET FXF METAL DISC PN64 300WSP 1000WOG

73439

PN64 300WSP 1000WOG
DISC AND SEAT MONEL



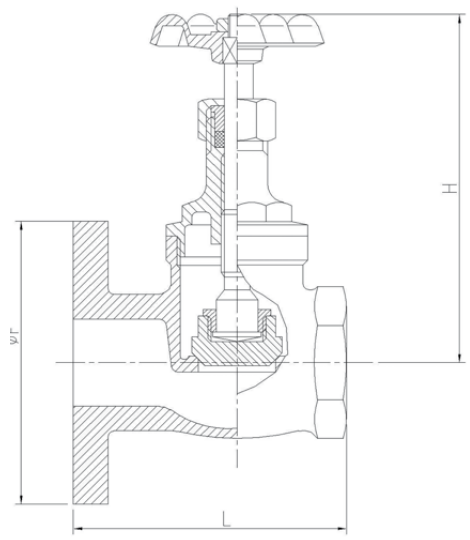
	STANDARD MATERIALS
Body	BRONZE-CC491K UNI EN1982
Bonnet	BRONZE-CC491K UNI EN1982
Disc	AISI 316
Stem	AISI 316
Seat	AISI 316

	1-4"	3-8"	1-2"	3-4"	1"	1"1-4"	1"1-2"	2"	2"1-2"	3"	4"
L (mm)	55	60	67	80	95	110	120	150	155	180	220
H (mm)	90	95	115	135	155	180	190	220	260	270	320
WEIGHT (Kg)	0,4	0,5	0,65	1,15	1,7	2,6	3,15	5,3	7,1	10,8	19



72455

BRONZE GLOBE VALVE PN20
SCREWED BONNET FLANGED
FOR SCREWED ENDS, METAL DISC
 PN20/B 125WSP 250WOG



STANDARD MATERIALS

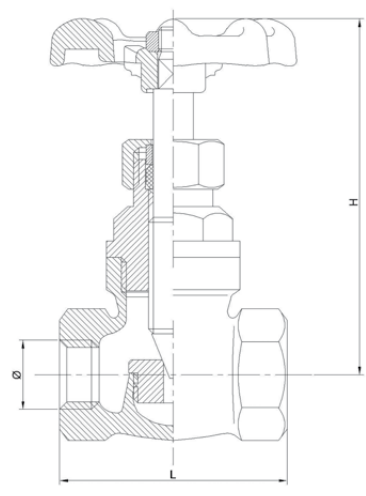
Body	BRONZE-CC491K UNI EN1982
Bonnet	BRASS-CW617N UNI EN12165
Disc	BRASS-CW614N UNI EN12164
Stem	BRASS-CW614N UNI EN12164
Seat	INTEGRAL SEAT

	3-4"	1"	1"-2"	2"
L (mm)	71,5	83	108	135
H (mm)	114	115	105	185
Ø F (mm)	105	115	150	165
WEIGHT (Kg)	1,15	1,67	3,12	5,2



72456

BRONZE GLOBE VALVE PN25
SCREWED BONNET FXF
NEEDLE METAL DISC
 PN25/B 150WSP 300WOG



STANDARD MATERIALS

Body	BRONZE-CC491K UNI EN1982
Bonnet	BRASS-CW617N UNI EN12165
Disc	BRASS-CW614N UNI EN12164
Stem	BRASS-CW614N UNI EN12164
Seat	BRASS-CW614N UNI EN12164

	1-4"	3-8"	1-2"	3-4"
L (mm)	46	46	55	62
H (mm)	80	80	85	115
WEIGHT (Kg)	0,22	0,22	0,32	0,55



73111

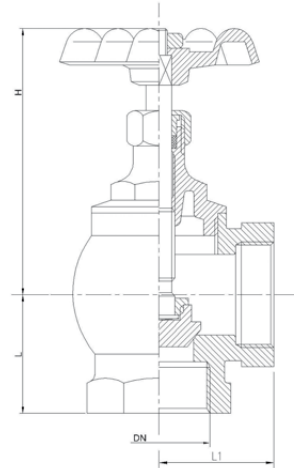
**BRONZE ANGLE VALVE PN16
SCREWED BONNET FXF METAL DISC**
PN16/B 100WSP 200WOG

73112

PN16/B 100WSP 200WOG
PTFE DISC

73113

PN16/B 100WSP 200WOG
NBR DISC



	STANDARD MATERIALS
Body	BRONZE-CC491K UNI EN1982
Bonnet	BRASS-CW617N UNI EN12165
Disc	BRASS-CW614N UNI EN12164
Stem	BRASS-CW614N UNI EN12164
Seat	INTEGRAL SEAT

	1-4"	3-8"	1-2"	3-4"	1"	1"1-4	1"1-2	2"
L (mm)	21	21	25	31	34	42	49	57
L1 (mm)	21	21	26	32	34	43	49	63
H (mm)	56	56	66	73	95	112	130	130
WEIGHT (Kg)	0,158	0,185	0,222	0,313	0,5	0,8	1,1	1,45

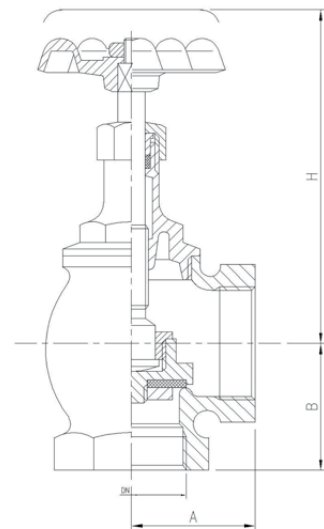


72917

**BRONZE ANGLE VALVE PN32
SCREWED BONNET FXF PTFE DISC**
PN32/B 200WSP 400WOG

72918

PN32/B 200WSP 400WOG
METAL DISC



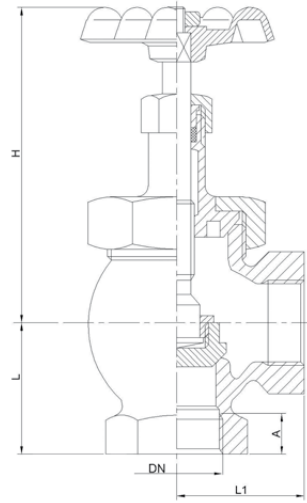
	STANDARD MATERIALS
Body	BRONZE-CC491K UNI EN1982
Bonnet	BRONZE-CC491K UNI EN1982
Disc	PTFE
Stem	BRASS-CW614N UNI EN12164
Seat	INTEGRAL SEAT

	1-4"	3-8"	1-2"	3-4"	1"	1"1-4	1"1-2	2"
B (mm)	30	35	40	45	50	60	58	75
A (mm)	31	36	41	46	51	61	59	76
H (mm)	80	90	120	135	140	170	190	220
WEIGHT (Kg)	0,3	0,4	0,7	1,2	1,35	2	2,7	4,5



73623

**BRONZE ANGLE VALVE PN32
UNION BONNET FXF METAL DISC**
PN32/B 200WSP 400WOG



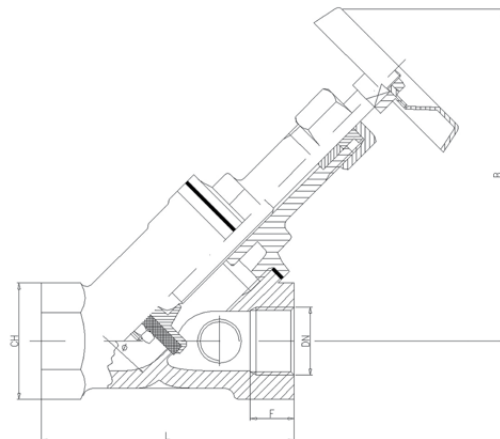
	STANDARD MATERIALS
Body	BRONZE-CC491K UNI EN1982
Bonnet	BRONZE-CC491K UNI EN1982
Disc	BRASS-CW614N UNI EN12164
Stem	BRASS-CW614N UNI EN12164
Seat	INTEGRAL SEAT

	1-4"	3-8"	1-2"	3-4"	1"	1"1-4	1"1-2	2"
L (mm)	23	29	34	40	45	55	60	69
L1 (mm)	24	30	35	41	48	56	61	70
A (mm)	10	10	13	15	15	17	18	23
H (mm)	80	90	100	120	150	170	185	193



VGL70152

**BRONZE VALVE Y PATTERN PN16
SCREWED BONNET FXF WITH DRAIN PLUG,
PTFE DISC**
PN16/B 100WSP 200WOG



	STANDARD MATERIALS
Body	BRONZE-CC491K UNI EN1982
Bonnet	BRASS-CW617N UNI EN12165
Disc	PTFE
Stem	BRASS-CW614N UNI EN12164
Seat	INTEGRAL SEAT

	3-8"	1-2"	3-4"	1"	1"1-4	1"1-2	2"	2"1-2	3"	4"
Ø (mm)	12	15	20	25	32	40	50	65	78	98
L (mm)	55	59	69	82	98,5	109	131	151	172	219
B (mm)	83	86	100	108	131	145	174	204	220	290
F (mm)	10	11	12	14	17	17	19	21	21	24
CH (mm)	22	26	32	38	48	52	66	82	96	124
WEIGHT (Kg)	0,34	0,36	0,56	0,74	1,2	1,4	2,34	3,6	4,88	9,4



80401

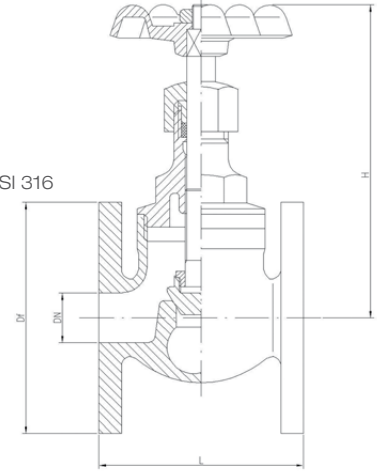
BRONZE GLOBE VALVE PN16
SCREWED BONNET
FLANGED ENDS METAL DISC
 PN16/B 100WSP 200WOG

80402

PN16/B 100WSP 200WOG
 PTFE DISC

80403

PN16/B 100WSP 200WOG
 DISC AND RENEWABLE SEAT AISI 316



	STANDARD MATERIALS	
Body	BRONZE-CC491K UNI EN1982	
Bonnet	BRASS-CW617N UNI EN12165	
Disc	BRASS-CW614N UNI EN12164	
Stem	BRASS-CW614N UNI EN12164	
Seat	INTEGRAL SEAT	

	015	020	025	032	040	050	065	080	100
Df (mm) (PN16)	95	105	115	140	150	165	185	200	220
L (mm)	80	80	92	102	118	140	160	190	244
H (mm)	125	125	130	160	190	215	230	250	300
WEIGHT (Kg)	1,85	1,9	2,4	2,95	3,6	6,3	8,7	11,8	19,5



80001

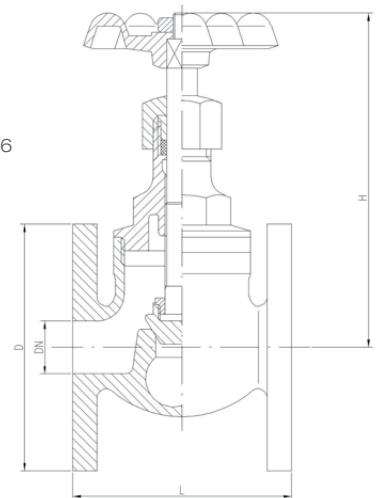
BRONZE GLOBE VALVE PN25
SCREWED BONNET
FLANGED ENDS METAL DISC
 PN25/B 150WSP 300WOG

80002

PN25/A 150WSP 300WOG
 ALL IN BZ/AL

80005

PN25/B 150WSP 300WOG
 DISC AND RENEWABLE SEAT AISI 316



	STANDARD MATERIALS	
Body	BRONZE-CC491K UNI EN1982	
Bonnet	BRONZE-CC491K UNI EN1982	
Disc	BRASS-CW614N UNI EN12164	
Stem	BRASS-CW614N UNI EN12164	
Seat	INTEGRAL SEAT	

	015	020	025	032	040	050	065	080	100
Df (mm) (PN16)	95	105	115	140	150	165	185	200	220
L (mm)	75	80	100	115	130	160	180	200	250
H (mm)	125	150	160	190	210	250	260	300	350
WEIGHT (Kg)	1,7	2,45	3,45	5	6,6	9,35	12,5	16	24,5



82001

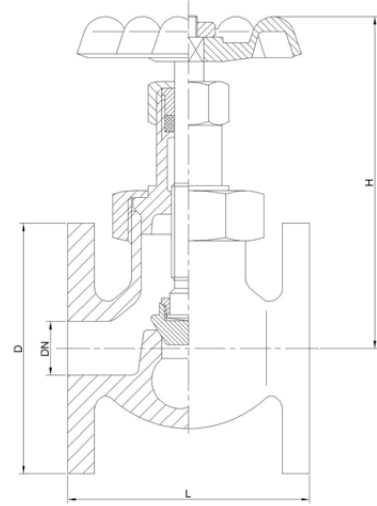
BRONZE GLOBE VALVE PN20
UNION BONNET
FLANGED ENDS METAL DISC
 PN20/B 125WSP 250WOG

82002

PN20/B 125WSP 250WOG
 PTFE DISC

82003

PN20/B 125WSP 250WOG
 DISC AND RENEWABLE SEAT AISI 316



STANDARD MATERIALS

Body	BRONZE-CC491K UNI EN1982
Bonnet	BRASS-CW617N UNI EN12165
Disc	BRASS-CW614N UNI EN12164
Stem	BRASS-CW614N UNI EN12164
Seat	INTEGRAL SEAT

	015	020	025	032	040	050	065	080	100
Df (mm) (PN16)	95	105	115	140	150	165	185	200	220
L (mm)	80	80	92	102	118	140	160	190	244
H (mm)	130	135	150	170	195	220	230	250	370
WEIGHT (Kg)	1,9	2	2,5	3,1	3,78	6,6	9,1	12,5	23,2

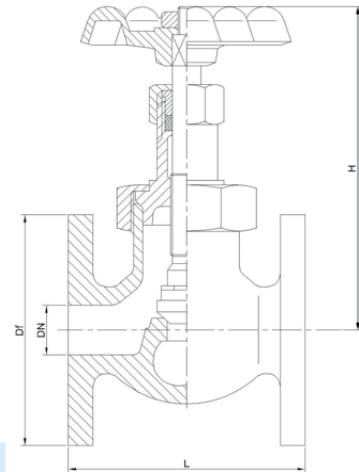


82225

BRONZE GLOBE VALVE PN25
UNION BONNET
FLANGED ENDS METAL DISC
 PN25/B 150WSP 300WOG

82226

PN25/B 150WSP 300WOG
 DISC AND RENEWABLE SEAT AISI 316, DZR BRASS STEM



STANDARD MATERIALS

Body	BRONZE-CC491K UNI EN1982
Bonnet	BRONZE-CC491K UNI EN1982
Disc	BRASS-CW614N UNI EN12164
Stem	BRASS-CW614N UNI EN12164
Seat	INTEGRAL SEAT

	015	020	025	032	040	050	065	080	100
Df (mm) (PN16)	95	105	115	140	150	165	185	200	220
L (mm)	75	80	100	115	130	140	180	200	250
H (mm)	125	150	160	190	210	250	260	300	350
WEIGHT (Kg)	2	2,5	3,75	5,5	7	9,6	13	17	24,5



85103

**BRONZE GLOBE VALVE PN16
BOLTED BONNET FLANGED ENDS,
OUTSIDE SCREW AND YOKE, METAL DISC**
PN16/B 100WSP 200WOG

85104

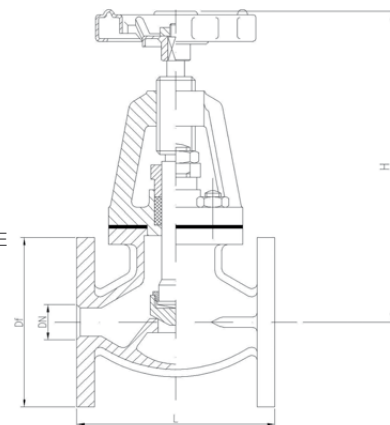
PN16/B 100WSP 200WOG
ALL IN BZ/AL

85106

PN16/B 100WSP 200WOG
ALL IN BRONZE

85110

PN16/B 100WSP 200WOG
ALL IN BRONZE AND FACE TO FACE
ASTM B16,10 ASA150



	STANDARD MATERIALS
Body	BRONZE-CC491K UNI EN1982
Bonnet	BRONZE-CC491K UNI EN1982
Disc	BRONZE-CC491K UNI EN1982
Stem	BRASS-CW614N UNI EN12164
Seat	INTEGRAL SEAT

	015	020	025	032	040	050	060	070	080	090	100
Df (mm) (PN16)	95	105	115	140	150	165	185	185	200	215	225
H (mm)	190	205	225	240	265	290	320	335	340	380	380
L (mm)	110	125	134	150	178	198	218	240	265	280	300
WEIGHT (Kg)	3,5	4,5	5,6	7,7	10,5	13,8	20,2	23	28,5	34,5	39,5

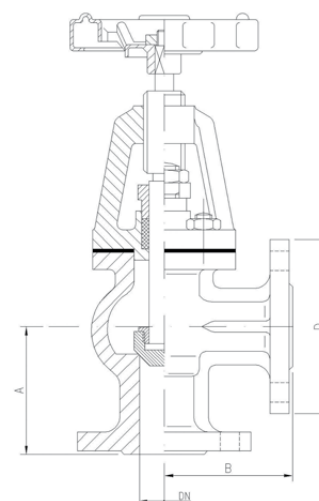


85404

**BRONZE ANGLE VALVE PN16
BOLTED BONNET FLANGED ENDS,
OUTSIDE SCREW AND YOKE, METAL DISC**
PN16/B 100WSP 200WOG

	STANDARD MATERIALS
Body	BRONZE-CC491K UNI EN1982
Bonnet	BRONZE-CC491K UNI EN1982
Disc	BRONZE-CC491K UNI EN1982
Stem	BRASS-CW614N UNI EN12164
Seat	INTEGRAL SEAT

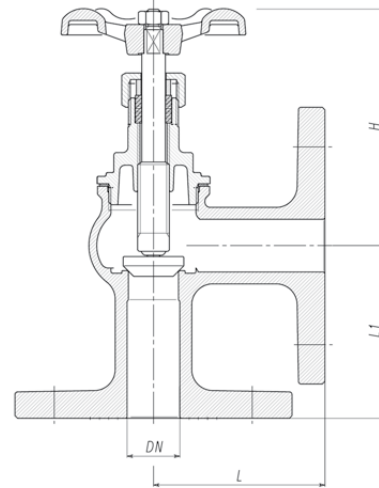
	015	020	025	032	040	050	065	080	100
Df (mm) (PN16)	95	105	115	140	150	165	185	200	220
A (mm)	65	70	75	90	100	105	112	150	180
B (mm)	65	70	75	90	100	105	112	150	180
H (mm)	200	215	230	255	290	320	340	380	420
WEIGHT (Kg)	3,8	5	6,2	8,8	11,7	15,2	20	27	38





VGL80612

BRONZE ANGLE VALVE PN16
SCREWED BONNET
FLANGED ENDS METAL DISC
 PN16/B 100WSP 200WOG



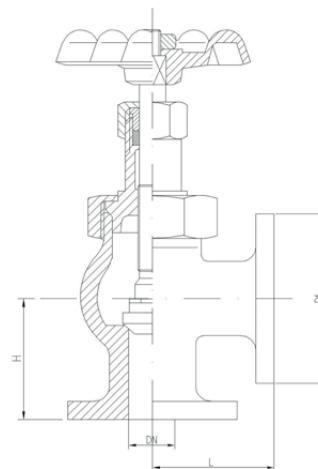
STANDARD MATERIALS	
Body	BRONZE-CC491K UNI EN1982
Bonnet	BRASS-CW617N UNI EN12165
Disc	BRASS-CW614N UNI EN12164
Stem	BRASS-CW614N UNI EN12164
Seat	INTEGRAL SEAT

	015	020	025	032	040	050	065	080	100
L (mm)	60	65	72	85	90	105	110	115	140
L1 (mm)	60	65	72	85	90	105	110	115	140
H (mm)	74	83	104	110	143	160	187	225	220



82636

BRONZE ANGLE VALVE PN16
UNION BONNET
FLANGED ENDS METAL DISC
 PN16/B 100WSP 200WOG



STANDARD MATERIALS	
Body	BRONZE-CC491K UNI EN1982
Bonnet	BRONZE-CC491K UNI EN1982
Disc	BRASS-CW614N UNI EN12164
Stem	BRASS-CW614N UNI EN12164
Seat	INTEGRAL SEAT

	015	020	025	032	040	050	065	080	100
H (mm)	115	130	140	160	185	210	240	280	320
L (mm)	65	65	70	90	95	105	115	150	180
Df (mm)	95	105	115	140	150	165	185	200	220
WEIGHT (Kg)	2,3	2,9	3,6	5,7	6,7	9,3	12,5	16	25