

Check valves



THREADED PISTON CHECK VALVES	33
THREADED ANGLE PISTON CHECK VALVES	35
FLANGED PISTON CHECK VALVES	36
FLANGED ANGLE PISTON CHECK VALVES	37
THREADED SWING CHECK VALVES	38
FLANGED SWING CHECK VALVES	40
THREADED VERTICAL LIFT AND FOOT CHECK VALVES	41

■ THREADED VALVES can be manufactured according to the following standards:

ANSI - ASME B1.20.1 - NPT
GAS UNI - ISO228
ISO7/1 RC - RP THREADS

■ FLANGED VALVES can be manufactured according to the following standards:

PN16
PN20
B16.24 ASA 150

■ Special SEALING MATERIALS are available upon request:

TEFLON
NBR
EPDM

70651

BRONZE HORIZONTAL PISTON CHECK VALVE PN25 SCREWED BONNET FXF METAL DISC PN25/B 150WSP 300WOG

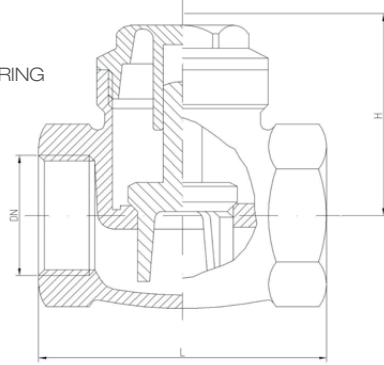


70656

PN25/B 150WSP 300WOG
PTFE DISC AND STAINLESS STEEL SPRING

70657

PN25/B 150WSP 300WOG
NBR DISC AND STAINLESS STEEL SPRING



STANDARD MATERIALS

Body	BRONZE-CC491K UNI EN1982
Cap	BRASS-CW614N UNI EN12164
Disc	BRASS-CW614N UNI EN12164
Seat	INTEGRAL SEAT

	1-4"	3-8"	1-2"	3-4"	1"	1"1-4	1"1-2	2"	2"1-2	3"	4"
L (mm)	46	46	55	62	74	90	100	128	145	170	210
H (mm)	30	30	35	40	45	60	60	70	90	100	110
WEIGHT (Kg)	0,19	0,19	0,28	0,464	0,7	1,16	1,4	2,51	3,4	5,5	10,8

70961

BRONZE HORIZONTAL PISTON CHECK VALVE PN32 SCREWED BONNET FXF METAL DISC PN32/B 200WSP 400WOG

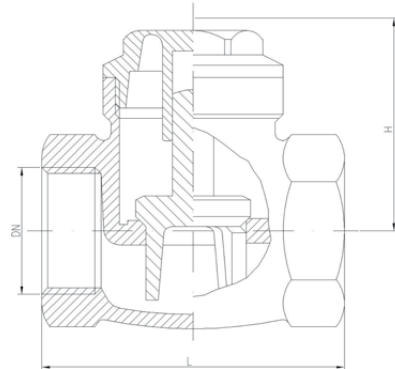


70962

PN32/B 200WSP 400WOG
PTFE DISC AND STAINLESS STEEL SPRING

70963

PN32/B 200WSP 400WOG
NBR DISC AND STAINLESS STEEL SPRING



STANDARD MATERIALS

Body	BRONZE-CC491K UNI EN1982
Cap	BRASS-CW614N UNI EN12164
Disc	BRASS-CW614N UNI EN12164
Seat	INTEGRAL SEAT

	1-4"	3-8"	1-2"	3-4"	1"	1"1-4	1"1-2	2"	2"1-2	3"	4"
L (mm)	52	55	65	75	85	100	110	135	150	180	220
H (mm)	35	38	40	45	55	60	70	80	100	110	120
WEIGHT (Kg)	0,25	0,25	0,4	0,68	1	1,45	1,7	3	4,8	8	15



75321

BRONZE HORIZONTAL PISTON CHECK VALVE PN25 UNION BONNET FXF METAL DISC

PN25/B 150WSP 300WOG

75322

PN25/B 150WSP 300WOG

PTFE DISC

75323

PN25/B 150WSP 300WOG

STAINLESS STEEL SEAT, DISC AND SPRING

75325

PN25/B 150WSP 300WOG

STAINLESS STEEL SEAT,
SPRING AND PTFE DISC

75326

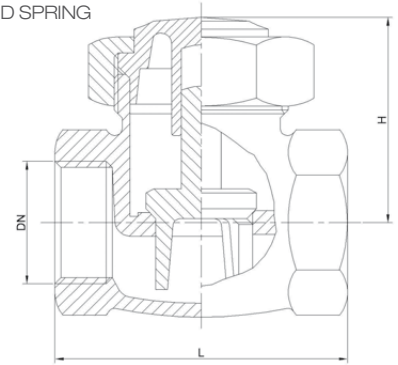
PN25/A 150WSP 300WOG

ALL IN BRONZE

75319


PN25/B 150WSP 300WOG

STAINLESS STEEL SEAT AND DISC



	STANDARD MATERIALS
Body	BRONZE-CC491K UNI EN1982
Cap	BRASS-CW614N UNI EN12164
Disc	BRASS-CW614N UNI EN12164
Seat	INTEGRAL SEAT

	1-4"	3-8"	1-2"	3-4"	1"	1"1-4	1"1-2	2"	2"1-2	3"	4"
L (mm)	46	46	56	62	74	91	100	128	145	170	210
H (mm)	30	30	35	45	50	60	65	80	85	125	155
WEIGHT (Kg)	0,25	0,25	0,27	0,47	0,72	1,16	1,5	2,25	3,95	6,2	11,9



74029

BRONZE HORIZONTAL PISTON CHECK VALVE PN40 UNION BONNET FXF METAL DISC

PN40/B 250WSP 500WOG

74028

PN40/A 250WSP 500WOG

ALL IN BZ/AL

74030

PN40/B 250WSP 500WOG

PTFE DISC

74031

PN40/A 250WSP 500WOG

STAINLESS STEEL SEAT AND DISC

74034

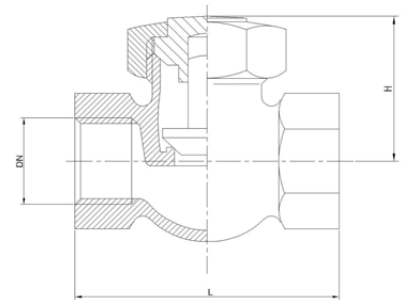
PN40/B 250WSP 500WOG

MONEL SEAT AND DISC

74035

PN40/B 250WSP 500WOG

PTFE DISC AND STAINLESS STEEL SPRING

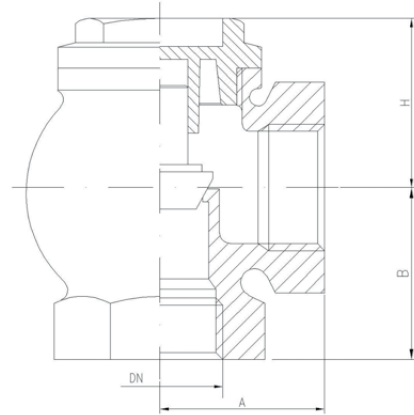


	STANDARD MATERIALS
Body	BRONZE-CC491K UNI EN1982
Cap	BRONZE-CC491K UNI EN1982
Disc	BRASS-CW614N UNI EN12164
Seat	INTEGRAL SEAT

	1-4"	3-8"	1- 2"	3-4"	1"	1"1-4	1"1-2	2"	2"1-2	3"	4"
L (mm)	55	60	67	80	95	106	120	150	155	180	220
H (mm)	30	35	40	45	50	60	75	85	105	115	130
WEIGHT (Kg)	0,4	0,45	0,5	0,9	1,45	2,2	2,7	4,2	5,8	8	17

73018

BRONZE ANGLE PISTON CHECK VALVE PN25 SCREWED BONNET FXF METAL DISC PN25/B 150WSP 300WOG



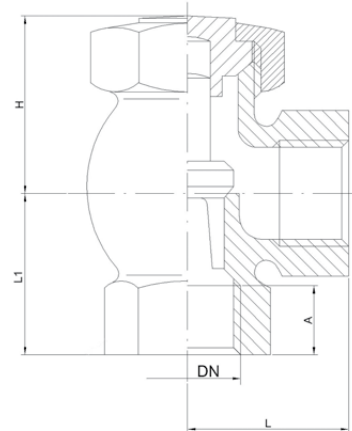
STANDARD MATERIALS

Body	BRONZE-CC491K UNI EN1982
Cap	BRASS-CW617N UNI EN12165
Disc	BRASS-CW614N UNI EN12164
Seat	INTEGRAL SEAT

	1-4"	3-8"	1-2"	3-4"	1"	1"1-4	1"1-2	2"
A (mm)	20	25	30	40	45	50	60	70
B (mm)	21	27	38	44	47	52	63	73
H (mm)	25	30	35	45	50	55	60	70
WEIGHT (Kg)	0,15	0,25	0,3	0,6	0,7	1,25	1,3	2,1

73724

BRONZE ANGLE PISTON CHECK VALVE PN32 UNION BONNET FXF METAL DISC PN32/B 200WSP 400WOG



STANDARD MATERIALS

Body	BRONZE-CC491K UNI EN1982
Cap	BRASS-CW614N UNI EN12164
Disc	BRASS-CW614N UNI EN12164
Seat	INTEGRAL SEAT

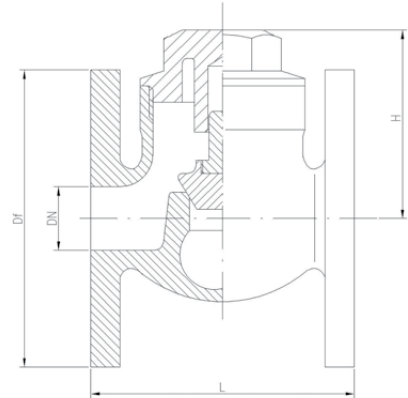
	1-4"	3-8"	1-2"	3-4"	1"	1"1-4	1"1-2	2"
L (mm)	23	29	34	40	45	55	60	69
L1 (mm)	24	30	35	41	48	56	61	70
A (mm)	10	10	13	15	15	17	18	23
H (mm)	25	30	35	45	55	60	65	75



80203

BRONZE HORIZONTAL PISTON CHECK VALVE PN16 SCREWED BONNET FLANGED ENDS

PN16/B 100WSP 200WOG



	STANDARD MATERIALS
Body	BRONZE-CC491K UNI EN1982
Cap	BRASS-CW614N UNI EN12164
Disc	BRASS-CW614N UNI EN12164
Seat	INTEGRAL SEAT

	015	020	025	032	040	050	065	080	100
Df (mm) (PN16)	95	105	115	140	150	165	185	200	220
L (mm)	80	80	92	102	118	140	160	190	244
H (mm)	60	65	70	80	85	90	100	110	130



85204

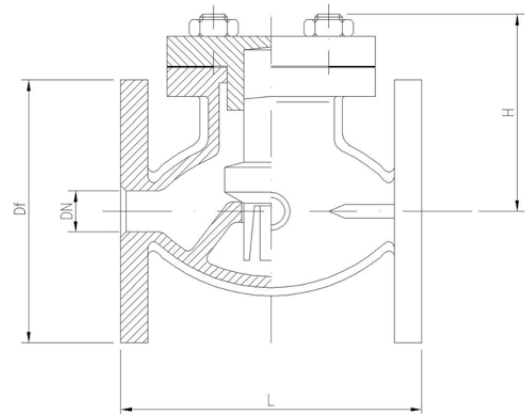
BRONZE HORIZONTAL PISTON CHECK VALVE PN16 BOLTED BONNET FLANGED ENDS

PN16/B 100WSP 200WOG

85205

PN40/A 250WSP 500WOG

ALL IN BRONZE



	STANDARD MATERIALS
Body	BRONZE-CC491K UNI EN1982
Cap	BRONZE-CC491K UNI EN1982
Disc	BRASS-CW614N UNI EN12164
Seat	INTEGRAL SEAT

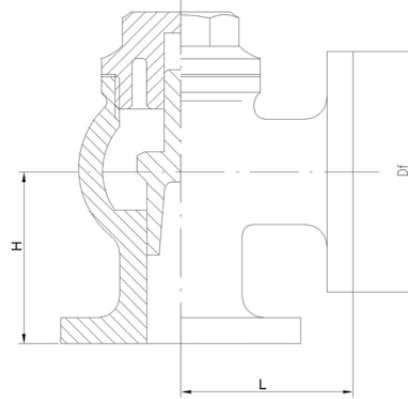
	015	020	025	032	040	050	060	080	100
Df (mm)(PN16)	95	105	115	140	150	165	185	200	220
L (mm)	110	125	134	150	178	198	218	265	300
H (mm)	70	85	90	95	105	130	135	150	175
WEIGHT (Kg)	3,2	3,8	4,2	6,5	9	11,2	17	25	36



80814

BRONZE ANGLE PISTON CHECK VALVE PN16 SCREWED BONNET FLANGED ENDS

PN16/B 100WSP 200WOG



STANDARD MATERIALS

Body	BRONZE-CC491K UNI EN1982
Cap	BRONZE-CC491K UNI EN1982
Disc	BRONZE-CC491K UNI EN1982
Seat	INTEGRAL SEAT

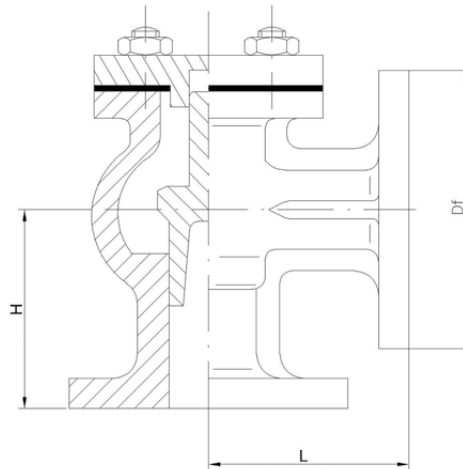
	010	015	020	025	032	040	050	065	080	100
Df (mm) (PN16)	90	95	105	115	140	150	165	185	200	220
L (mm)	60	65	65	70	90	95	105	115	150	180
H (mm)	45	48	55	60	70	75	85	95	100	110
WEIGHT (Kg)	1,8	1,8	2,6	2,8	4,8	5,7	7,4	10,5	13	21



85505

BRONZE ANGLE PISTON CHECK VALVE PN16 BOLTED BONNET FLANGED ENDS

PN16/B 100WSP 200WOG



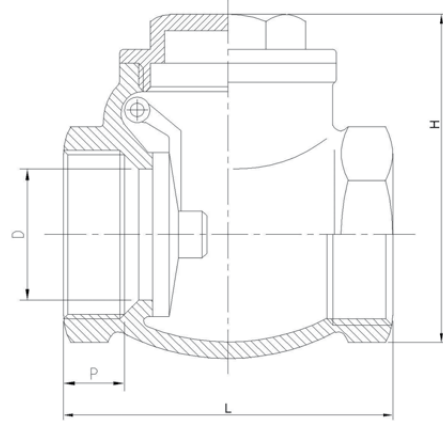
STANDARD MATERIALS

Body	BRONZE-CC491K UNI EN1982
Cap	BRONZE-CC491K UNI EN1982
Disc	BRONZE-CC491K UNI EN1982
Seat	INTEGRAL SEAT

	015	020	025	032	040	050	060	080	100
Df (mm) (PN16)	95	105	115	140	150	165	185	200	220
L (mm)	65	70	75	90	100	105	110	150	180
H (mm)	55	70	75	80	90	95	105	120	130
WEIGHT (Kg)	3,5	4,2	4,8	7,2	10	12,8	16,8	24	35

VRI77104

BRASS SWING CHECK VALVE PN16
SCREWED BONNET SCREWED ENDS
 PN16/B 100WSP 200WOG



STANDARD MATERIALS	
Body	BRASS-CW617N UNI EN12165
Cap	BRASS-CW617N UNI EN12165
Disc	BRASS-CW617N UNI EN12165
Seat	INTEGRAL SEAT

	3-8"	1-2"	3-4"	1"	1"1-4	1"1-2	2"	2"1-2	3"	4"
P (mm)	8	8	8	10	10	10	11	16	16	20
L (mm)	47	47	53	63	74	87	97	118	135	164
H (mm)	46	46	51	61	73	85	94	107	130	159
D (mm)	10	15	20	25	33	37	47	55	70	90
WEIGHT (Kg)	0,183	0,161	0,233	0,352	0,458	0,724	1,01	1,476	2,344	3,792

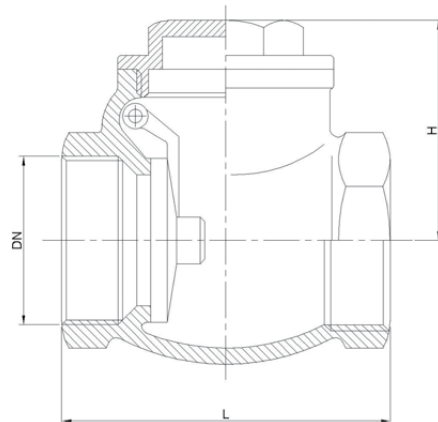
77105

BRONZE SWING CHECK VALVE PN16
SCREWED BONNET SCREWED ENDS
 PN16/B 100WSP 200WOG



77106

PN16/B 100WSP 200WOG
 NBR DISC



STANDARD MATERIALS	
Body	BRONZE-CC491K UNI EN1982
Cap	BRASS-CW617N UNI EN12165
Disc	BRASS-CW614N UNI EN12164
Seat	INTEGRAL SEAT

	3-8"	1-2"	3-4"	1"	1"1-4	1"1-2	2"	2"1-2	3"	4"
L (mm)	48	52	66,5	71	90	87	110	124	146	190
H (mm)	32	38	45	48,5	58	62	67	78	89	102
WEIGHT (Kg)	0,167	0,223	0,365	0,495	0,726	0,832	1,38	2,28	3,16	5,7

77001

BRONZE SWING CHECK VALVE PN25 SCREWED BONNET SCREWED ENDS PN25/B 150WSP 300WOG

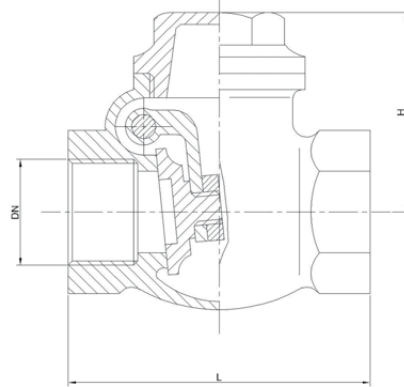


77002

PN25/B 150WSP 300WOG
PTFE DISC

77003

PN25/B 150WSP 300WOG
NBR DISC



STANDARD MATERIALS

Body	BRONZE-CC491K UNI EN1982
Cap	BRONZE-CC491K UNI EN1982
Disc	BRASS-CW614N UNI EN12164
Seat	INTEGRAL SEAT

	3-8"	1-2"	3-4"	1"	1"1-4	1"1-2	2"	2"1-2	3"	4"
L (mm)	60	60	70	85	95	110	130	150	180	195
H (mm)	40	45	50	60	70	75	85	100	120	120
WEIGHT (Kg)	0,27	0,3	0,5	0,85	1,15	1,7	2,470	3,750	6,080	9,250

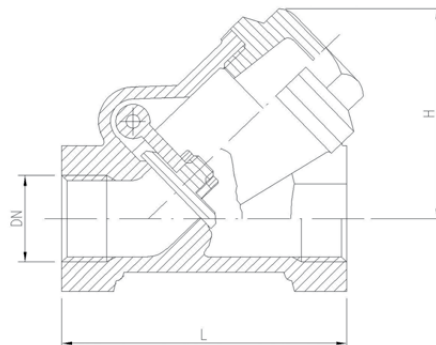
77204

BRONZE Y SWING CHECK VALVE PN32 SCREWED BONNET SCREWED ENDS PN32/B 200WSP 400WOG



77205

PN32/B 200WSP 400WOG
PTFE DISC



STANDARD MATERIALS

Body	BRONZE-CC491K UNI EN1982
Cap	BRONZE-CC491K UNI EN1982
Disc	BRASS-CW614N UNI EN12164
Seat	INTEGRAL SEAT

	1-4"	3-8"	1-2"	3-4"	1"	1"1-4	1"1-2	2"	2"1-2	3"
L (mm)	65	65	70	83	90	105	125	148	180	280
H (mm)	45	45	50	60	70	75	90	105	130	160
WEIGHT (Kg)	0,35	0,35	0,45	0,75	0,86	1,25	1,75	2,85	4,35	9

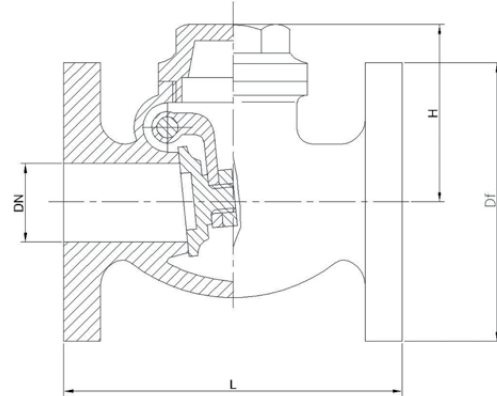


77404

BRONZE SWING CHECK VALVE PN16 SCREWED BONNET FLANGED ENDS PN16/B 100WSP 200WOG

77405

PTFE DISC



STANDARD MATERIALS

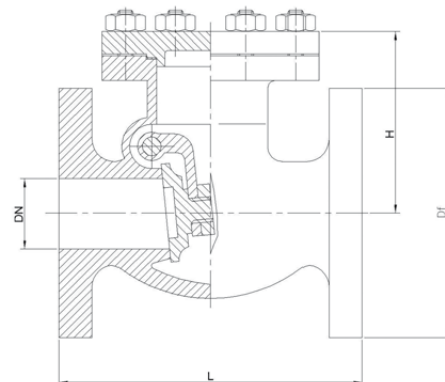
Body	BRONZE-CC491K UNI EN1982
Cap	BRONZE-CC491K UNI EN1982
Disc	BRASS-CW614N UNI EN12164
Seat	INTEGRAL SEAT

	015	020	025	032	040	050	065	080	100
Df (mm) (PN16)	95	105	115	140	150	165	185	200	220
L (mm)	70	80	101	107	121	150	175	197	220
H (mm)	52	56	60	65	70	85	95	125	145
WEIGHT (Kg)	1,3	1,8	2,5	3,25	4,4	6,4	9,3	12	19



77504

BRONZE SWING CHECK VALVE PN16 BOLTED BONNET FLANGED ENDS PN16/B 100WSP 200WOG



STANDARD MATERIALS

Body	BRONZE-CC491K UNI EN1982
Cap	BRONZE-CC491K UNI EN1982
Disc	BRONZE-CC491K UNI EN1982
Seat	INTEGRAL SEAT

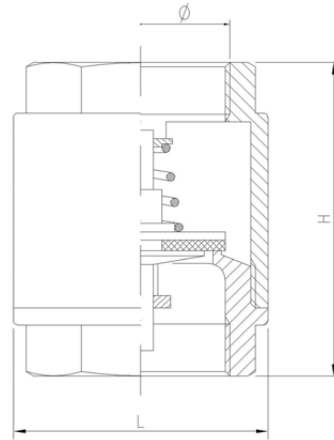
	050	080	100
Df (mm) (PN16)	165	200	220
L (mm)	203	241	292
WEIGHT (Kg)	85	125	145



VRI77601

BRASS VERTICAL LIFT CHECK VALVE PN10 SCREWED ENDS

PN10



STANDARD MATERIALS

Body	BRASS CW617N UNI EN12165
Body End	BRASS CW617N UNI EN12165
Disc	BRASS CW614N UNI EN12164
Seat	INTEGRAL SEAT

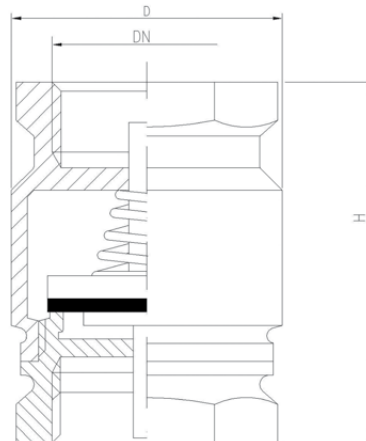
	1-4"	3-8"	1-2"	3-4"	1"	1"1-4	1"1-2	2"	2"1-2	3"	4"
L (mm)	29	29	31	39	47	56	66	83	107	109	140
H (mm)	45	45	45	50	58	64	69	77	87	102	112
WEIGHT (Kg)	0,09	0,075	0,124	0,195	0,293	0,43	0,59	0,889	1,218	1,527	2,71



77632

BRONZE VERTICAL LIFT CHECK VALVE PN16 SCREWED ENDS

PN16/B 100WSP 200WOG



STANDARD MATERIALS

Body	BRONZE-CC491K UNI EN1982
Body End	BRONZE-CC491K UNI EN1982
Disc	NBR
Seat	INTEGRAL SEAT

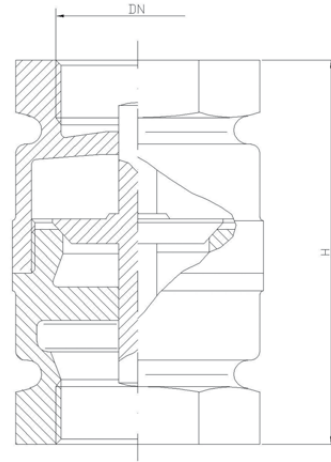
	1-2"	3-4"	1"	1"1-4	1"1-2	2"	2"1-2	3"	4"
D (mm)	30	37	47	60	70	84	110	125	162
H (mm)	56	60	67	76	83	92	112	120	140
WEIGHT (Kg)	0,155	0,21	0,355	0,57	0,75	1,265	2,045	2,8	4,45



77608

BRONZE VERTICAL LIFT CHECK VALVE PN25 SCREWED ENDS

PN25/B 150WSP 300WOG



STANDARD MATERIALS

Body	BRONZE-CC491K UNI EN1982
Body End	BRONZE-CC491K UNI EN1982
Disc	BRONZE-CC491K UNI EN1982
Seat	INTEGRAL SEAT

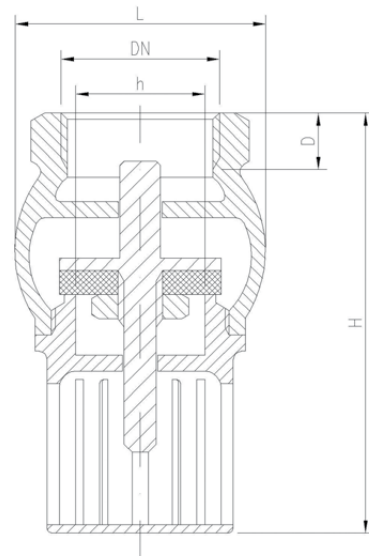
	1-4"	3-8"	1-2"	3-4"	1"	1"1-4	1"1-2	2"	2"1-2	3"	4"
H (mm)	55	60	70	80	95	105	115	125	155	180	205
WEIGHT (Kg)	0,15	0,2	0,3	0,45	0,76	1,05	1,35	2,05	3,4	4,9	7,4



VDF78001

BRASS FOOT VALVE VERTICAL LIFT WITH STRAINER PN10 SCREWED ENDS

PN10



STANDARD MATERIALS

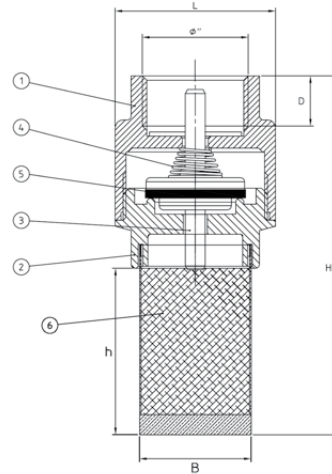
Body	BRASS-CW617 UNI EN12165
Strainer	BRASS-CW614 UNI EN12164
Disc	NBR
Seat	INTEGRAL SEAT

	1-2"	3-4"	1"	1"1-4	1"1-2	2"	2"1-2	3"	4"	5"
D (mm)	10	10	12	13	13	15	12	15	22	30
L (mm)	40	45	51	61	68	80	103	115	145	180
H (mm)	61	67	77	90	91	109	136	151	187	239
h (mm)	23	23	28	34	41	51	62	73	93	103
WEIGHT (Kg)	0,145	0,207	0,288	0,428	0,542	0,832	1,344	1,668	3,318	6,135



VDF77702

BRASS FOOT VALVE VERTICAL LIFT WITH STAINLESS STEEL STRAINER PN10 SCREWED ENDS
PN10



STANDARD MATERIALS

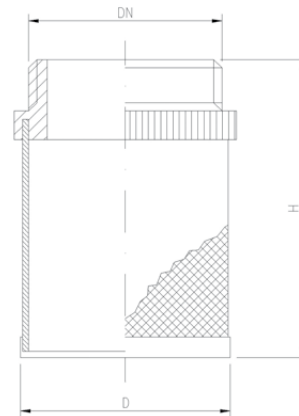
Body	BRASS-CW617N UNI EN12165
Filter	STAINLESS STEEL
Disc	NYLON+NBR

	1-2"	3-4"	1"	1"1-4	1"1-2	2"	2"1-2	3"	4"
h (mm)	35	41	41	50	61	71	70	86	101
H (mm)	76	88	96	109	127	143	147	177	198
L (mm)	31	39	47	56	66	83	107	109	140
D (mm)	11	11	14	17	15	17	17	21	21
B (mm)	23	29	37	44	50	61	81	94	116
PN	10	10	10	8	8	8	6	6	6



FIL77652

STAINLESS STEEL SCREEN



STANDARD MATERIALS

Filter	STAINLESS STEEL
--------	-----------------

	3-8"	1-2"	3-4"	1"	1"1-4	1"1-2	2"	2"1-2	3"	4"
D (mm)	19	22	29	36	44	49	61	80	93	116
H (mm)	50	50	56	58	69	78	96	98	112	131
WEIGHT (Kg)	0,02	0,03	0,04	0,07	0,085	0,1	0,195	0,23	0,32	0,49