

Gate Valves



THREADED GATE VALVES	08
COPPER COMPRESSION AND SOLDER END GATE VALVES	13
LIGHT THREADED GATE VALVES	14
FLANGED GATE VALVES	16

■ THREADED VALVES can be manufactured according to the following standards:

ANSI - ASME B1.20.1 - NPT
GAS UNI - ISO228
ISO7/1 RC - RP THREADS

■ FLANGED VALVES can be manufactured according to the following standards:

PN16
PN20
B16.24 ASA 150



10250

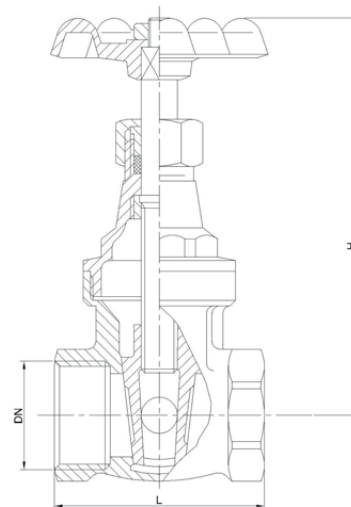
**BRONZE GATE VALVE PN20
SCREWED BONNET FXF,
NON RISING STEM, SOLID WEDGE**
PN20/B 125WSP 250WOG

10251

PN20/B 125WSP 250WOG
BRONZE WEDGE

10255

PN20/B 125WSP 250WOG
BRONZE BODY AND OTHER DZR
BRASS PARTS



	STANDARD MATERIALS	
Body	BRONZE-CC491K UNI EN1982	
Bonnet	BRASS-CW617N UNI EN12165	
Wedge	BRASS-CW617N UNI EN12165	
Stem	BRASS-CW614N UNI EN12164	
Seat	INTEGRAL SEAT	

	1-4"	3-8"	1-2"	3-4"	1"	1"1-4	1"1-2	2"	2"1-2	3"	4"
L (mm)	45	45	50	51	57	68	71	82	97	107	122
H (mm)	70	70	70	86	98	120	137	160	189	240	265
WEIGHT (Kg)	0,26	0,27	0,282	0,377	0,542	0,896	1,21	1,9	2,85	4,85	7,8

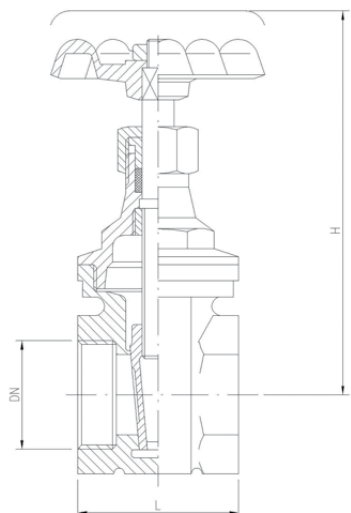


10302

**BRONZE GATE VALVE PN25
SCREWED BONNET FXF,
NON RISING STEM, SOLID WEDGE**
PN25/B 150WSP 300WOG

10304

PN25/A 150WSP 300WOG
ALL IN BRONZE



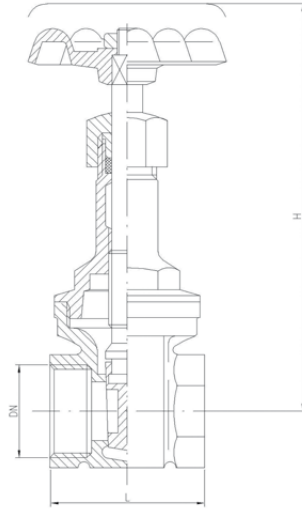
	STANDARD MATERIALS	
Body	BRONZE-CC491K UNI EN1982	
Bonnet	BRASS-CW617N UNI EN12165	
Wedge	BRASS-CW617N UNI EN12165	
Stem	BRASS-CW614N UNI EN12164	
Seat	INTEGRAL SEAT	

	1-4"	3-8"	1-2"	3-4"	1"	1"1-4	1"1-2	2"	2"1-2	3"	4"
L (mm)	42	45	48	53	61	70	75	85	88	97	111
H (mm)	85	85	90	105	120	130	140	175	199	219	260
WEIGHT (Kg)	0,32	0,34	0,43	0,6	0,82	1,2	1,55	2,3	3,35	4,5	7,5



11807

BRONZE GATE VALVE PN25
SCREWED BONNET FXF,
RISING STEM, SOLID WEDGE
 PN25/B 150WSP 300WOG



	STANDARD MATERIALS	
Body	BRONZE-CC491K UNI EN1982	
Bonnet	BRONZE-CC491K UNI EN1982	
Wedge	BRONZE-CC491K UNI EN1982	
Stem	BRASS-CW614N UNI EN12164	
Seat	INTEGRAL SEAT	

	1-4"	3-8"	1-2"	3-4"	1"	1"1-4	1"1-2	2"	2"1-2	3"	4"
L (mm)	42	45	48	53	61	63	75	85	97	100	113
H (mm)	100	100	115	140	157	180	200	220	345	370	490
WEIGHT (Kg)	0,36	0,37	0,469	0,73	1,1	1,45	2	2,7	6,1	7,1	14,1

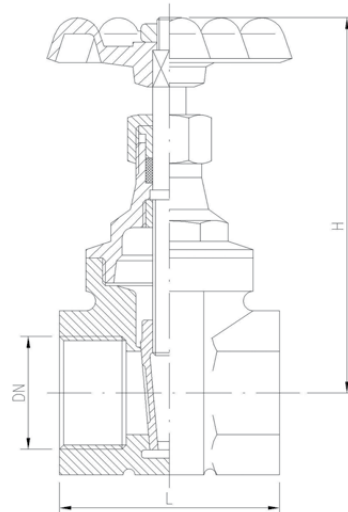


10904

BRONZE GATE VALVE PN32
SCREWED BONNET FXF,
NON RISING STEM, SOLID WEDGE
 PN32/B 200WSP 400WOG

10905

PN32/A 200WSP 400WOG
 ALL IN BRONZE



	STANDARD MATERIALS	
Body	BRONZE-CC491K UNI EN1982	
Bonnet	BRONZE-CC491K UNI EN1982	
Wedge	BRONZE-CC491K UNI EN1982	
Stem	BRASS-CW614N UNI EN12164	
Seat	INTEGRAL SEAT	

	1-4"	3-8"	1-2"	3-4"	1"	1"1-4	1"1-2	2"	2"1-2	3"	4"
L (mm)	50	50	55	62	70	70	80	96	108	118	135
H (mm)	95	95	100	120	130	145	150	185	220	240	310
WEIGHT (Kg)	0,5	0,5	0,6	0,9	1,15	1,6	2,15	3,1	5,1	7,2	12,6

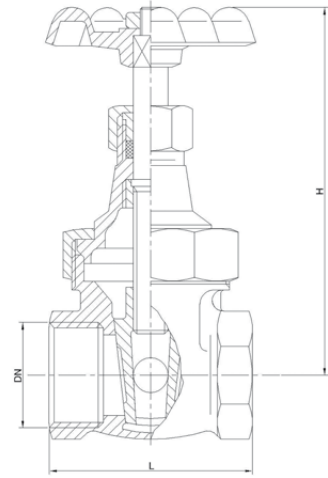


10252

**BRONZE GATE VALVE PN20
UNION BONNET FXF,
NON RISING STEM, SOLID WEDGE**
PN20/B 125WSP 250WOG

10258

PN20/B 125WSP 250WOG
BRONZE WEDGE



STANDARD MATERIALS

Body	BRONZE-CC491K UNI EN1982
Bonnet	BRONZE-CC491K UNI EN1982
Wedge	BRASS-CW617N UNI EN12165
Stem	BRASS-CW614N UNI EN12164
Seat	INTEGRAL SEAT

	1-4"	3-8"	1-2"	3-4"	1"	1"1-4	1"1-2	2"	2"1-2	3"	4"
L (mm)	45	45	50	51	57	68	71	82	97	107	122
H (mm)	78	78	78	98	112	125	146	170	200	247	265
WEIGHT (Kg)	0,26	0,27	0,282	0,44	0,61	0,93	1,23	1,9	3,35	4,82	7,3

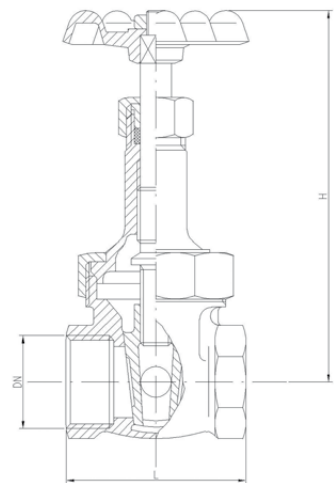


11802

**BRONZE GATE VALVE PN20
UNION BONNET FXF,
RISING STEM, SOLID WEDGE**
PN20/B 125WSP 250WOG

11803

PN20/A 125WSP 250WOG
ALL IN BRONZE



STANDARD MATERIALS

Body	BRONZE-CC491K UNI EN1982
Bonnet	BRASS-CW617N UNI EN12165
Wedge	BRASS-CW617N UNI EN12165
Stem	BRASS-CW614N UNI EN12164
Seat	INTEGRAL SEAT

	3-8"	1-2"	3-4"	1"	1"1-4	1"1-2	2"	2"1-2	3"	4"
L (mm)	48	50	51	57	68	71	82	97	107	120
H (mm)	100	102	127	140	167	187	231	270	325	365
WEIGHT (Kg)	0,33	0,33	0,5	0,68	1,1	1,45	2,35	3,6	5,55	8,55

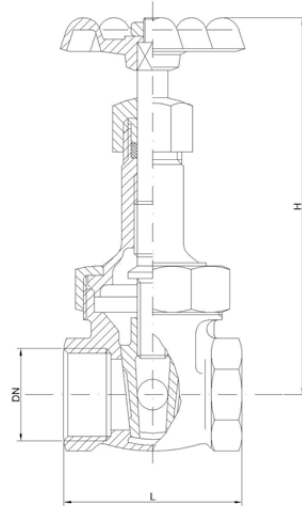


12101

**BRONZE GATE VALVE PN25
UNION BONNET FXF,
RISING STEM, SOLID WEDGE**
PN25/B 150WSP 300WOG

12104

PN25/B 150WSP 300WOG
BRONZE STEM AND WEDGE



STANDARD MATERIALS

Body	BRONZE-CC491K UNI EN1982
Bonnet	BRASS-CW617N UNI EN12165
Wedge	BRASS-CW617N UNI EN12165
Stem	BRASS-CW614N UNI EN12164
Seat	INTEGRAL SEAT

	1-4"	3-8"	1-2"	3-4"	1"	1"1-4	1"1-2	2"	2"1-2	3"	4"
L (mm)	41	41	51	58	64	70	75	85	98	105	120
H (mm)	94	105	120	135	150	170	190	225	300	340	420
WEIGHT (Kg)	0,29	0,35	0,5	0,7	0,95	1,3	1,7	2,6	4,5	5,75	9,4



12108

**BRONZE GATE VALVE PN32
UNION BONNET FXF,
RISING STEM, SOLID WEDGE**
PN32/B 200WSP 400WOG

12109

PN32/A 200WSP 400WOG
ALL IN BRONZE

12111

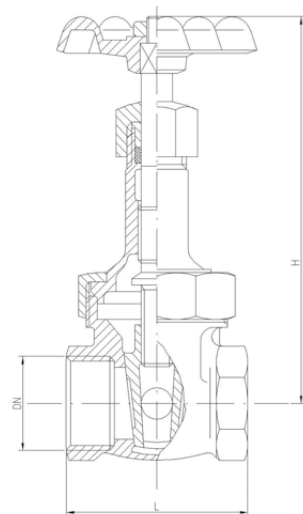
PN40/A 250WSP 500WOG
ALL IN Bz/Al

12113

PN32/A 200WSP 400WOG
TRIM IN MONEL AND RENEWABLE SEAT

12114

PN32/A 200WSP 400WOG
TRIM IN AISI316 AND RENEWABLE SEAT



STANDARD MATERIALS

Body	BRONZE-CC491K UNI EN1982
Bonnet	BRONZE-CC491K UNI EN1982
Wedge	BRONZE-CC491K UNI EN1982
Stem	BRASS-CW614N UNI EN12164
Seat	INTEGRAL SEAT

	1-4"	3-8"	1-2"	3-4"	1"	1"1-4	1"1-2	2"	2"1-2	3"	4"
L (mm)	50	50	55	64	70	75	90	95	110	115	125
H (mm)	110	110	120	140	155	190	210	230	265	285	380
WEIGHT (Kg)	0,55	0,55	0,8	1,2	1,7	2,35	3,1	4	5,7	7,5	12,2

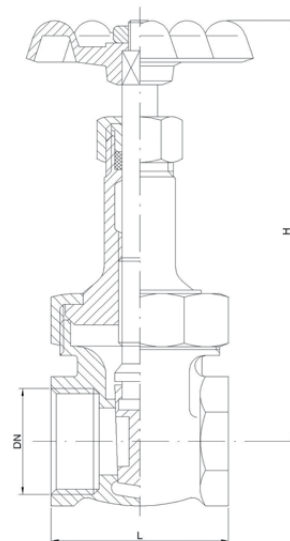


13103

**BRONZE GATE VALVE PN64
UNION BONNET FXF,
RISING STEM, SOLID WEDGE**
PN64 300WSP 1000WOG

13104

PN64 300WSP 1000WOG
BRONZE STEM



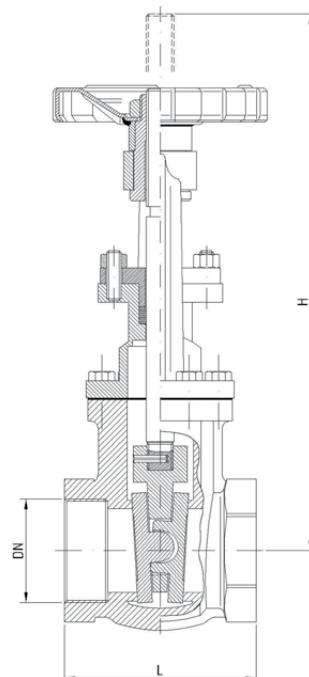
	STANDARD MATERIALS
Body	BRONZE-CC491K UNI EN1982
Bonnet	BRONZE-CC491K UNI EN1982
Wedge	BRONZE-CC491K UNI EN1982
Stem	BRASS-CW614N UNI EN12164
Seat	INTEGRAL SEAT

	1-4"	3-8"	1-2"	3-4"	1"	1"1-4	1"1-2	2"	3"
L (mm)	55	60	65	70	75	80	95	110	115
H (mm)	125	130	145	165	180	225	220	260	285
WEIGHT (Kg)	0,85	0,9	1,3	1,8	2,4	3	3,7	5,7	7,5




12107

**BRONZE GATE VALVE PN32
BOLTED BONNET FXF,
OUTSIDE SCREW AND YOKE,
FLEXIBLE WEDGE**
PN32/B 200WSP 400WOG



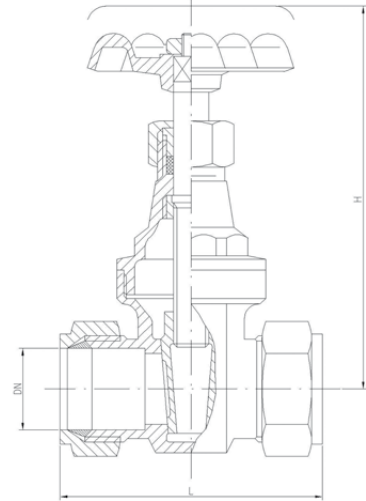
	STANDARD MATERIALS
Body	BRONZE-CC491K UNI EN1982
Bonnet	BRONZE-CC491K UNI EN1982
Wedge	BRONZE-CC491K UNI EN1982
Stem	BRASS-CW614N UNI EN12164
Seat	INTEGRAL SEAT

	2"
L (mm)	110
H (mm)	309
WEIGHT (Kg)	10



10001

BRONZE GATE VALVE PN20
SCREWED BONNET COPPER COMPRESSION ENDS,
NON RISING STEM, SOLID WEDGE
 PN20/B 125WSP 250WOG



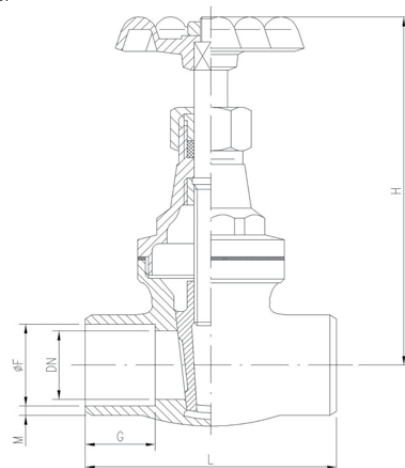
STANDARD MATERIALS	
Body	BRONZE-CC491K UNI EN1982
Bonnet	BRASS-CW617N UNI EN12165
Wedge	DZR BRASS-CW602N UNI EN12164
Stem	BRASS-CW614N UNI EN12164
Seat	INTEGRAL SEAT

	015	022	028	035	042	054
L (mm)	63	70	77	96	111	138
H (mm)	69,5	82	94	122	138	170
WEIGHT (Kg)	0,245	0,337	0,512	0,953	1,489	2,514



10288

BRONZE GATE VALVE PN20
SCREWED BONNET SOLDER ENDS,
NON RISING STEM, SOLID WEDGE
 PN20/B 125WSP 250WOG



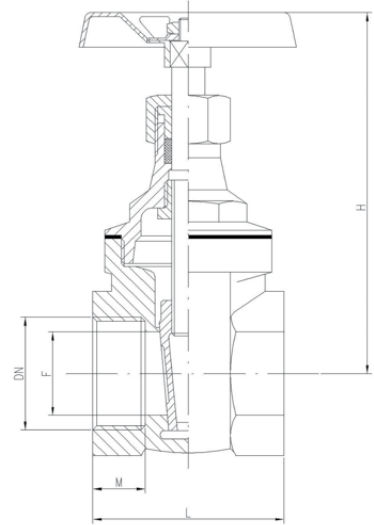
STANDARD MATERIALS	
Body	BRONZE-CC491K UNI EN1982
Bonnet	BRASS-CW617N UNI EN12165
Wedge	DZR BRASS-CW602N UNI EN12164
Stem	BRASS-CW614N UNI EN12164
Seat	INTEGRAL SEAT

	015	022	028	035	042	054	067	076
L (mm)	46	60	71	76	88	102	110	133
H (mm)	72,5	84,5	99,5	124	146	170	190	247
F (mm)	max	15,146	22,156	28,156	35,18	42,18	54,18	79,57
	min	15,065	22,075	28,075	35,09	42,09	54,09	79,46
G (mm)	10,9	15,7	18,7	23,3	27,2	32,3	33,6	42,4
M (mm)	1,8	2	2,1	2,3	2,3	2,7	3,1	3,2
WEIGHT (Kg)	0,210	0,350	0,550	0,850	1,100	1,830	3,050	4,5



VSA08001

**BRASS GATE VALVE PN10
SCREWED BONNET FXF,
NON RISING STEM, SOLID WEDGE
PN10**



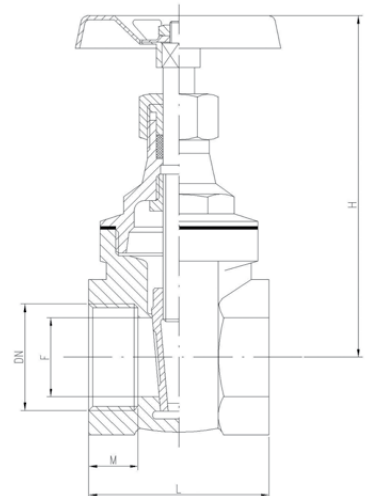
	STANDARD MATERIALS
Body	BRASS-CW617N UNI EN12165
Bonnet	BRASS-CW617N UNI EN12165
Wedge	BRASS-CB754S UNI EN1982
Stem	BRASS-CW614N UNI EN12164
Seat	INTEGRAL SEAT

	1-2"	3-4"	1"	1"-4"	1"-2"	2"	2"-2"	3"	4"
L (mm)	35	39	43	48	54	58	63	70	80
H (mm)	68	68	80	86	107	134	143	175	202
F (mm)	13,5	15,5	19	27	33	44	47	60	72
M (mm)	9	9	10	10	11	12	13	13	15



VSA09002

**BRASS GATE VALVE PN16
SCREWED BONNET FXF,
NON RISING STEM, SOLID WEDGE
PN16/B 100WSP 200WOG**



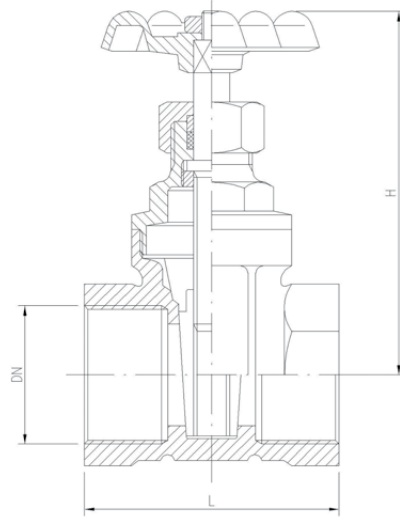
	STANDARD MATERIALS
Body	BRASS-CW617N UNI EN12165
Bonnet	BRASS-CW617N UNI EN12165
Wedge	BRASS-CB754S UNI EN1982
Stem	BRASS-CW614N UNI EN12164
Seat	INTEGRAL SEAT

	1-4"	3-8"	1-2"	3-4"	1"	1"-4"	1"-2"	2"	2"-2"	3"	4"
L (mm)	33	33	38	44	48	51	58	63	64	74	84
H (mm)	67	67	68	78	91	108	125	143	175	200	235
F (mm)	11	13	15	19	24	32	37	47	60	72	93
M (mm)	8	8	9	10	11	12	13	13	13	14	16



09302

BRASS GATE VALVE PN16
SCREWED BONNET FXF,
NON RISING STEM, SOLID WEDGE
 PN16/B 100WSP 200WOG



STANDARD MATERIALS

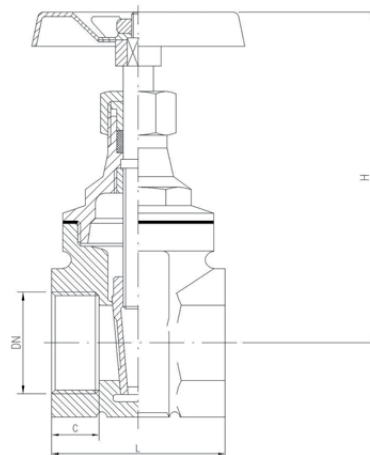
Body	BRASS-CW617N UNI EN12165
Bonnet	BRASS-CW617N UNI EN12165
Wedge	BRASS-CW617N UNI EN12165
Stem	BRASS-CW614N UNI EN12164
Seat	INTEGRAL SEAT

	1-2"	3-4"	1"	1"1-4	1"1-2	2"	2"1-2	3"	4"
L (mm)	44	51,5	56	62	68	74	74	86	98
H (mm)	70	83,5	94	119	125	144	175	205	235
WEIGHT (Kg)	0,220	0,330	0,455	0,770	0,860	1,350	1,882	2,520	4,564



VSA09904H

BRONZE GATE VALVE PN16
SCREWED BONNET FXF,
NON RISING STEM, SOLID WEDGE
 PN16/B 100WSP 200WOG



STANDARD MATERIALS

Body	BRONZE-CC491K UNI EN1982
Bonnet	BRASS-CW617N UNI EN12165
Wedge	BRASS-CB754S UNI EN1982
Stem	BRASS-CW614N UNI EN12164
Seat	INTEGRAL SEAT

	1-2"	3-4"	1"	1"1-4	1"1-2	2"	2"1-2	3"	4"
L (mm)	41	46	49	55	63	69	78	83	100
H (mm)	71	85	94	115	125	145	187	205	250
C (mm)	12	12	13	14	16	16	18	18	22
WEIGHT (Kg)	0,23	0,33	0,44	0,72	0,92	1,5	2,5	3,7	5,8



15250

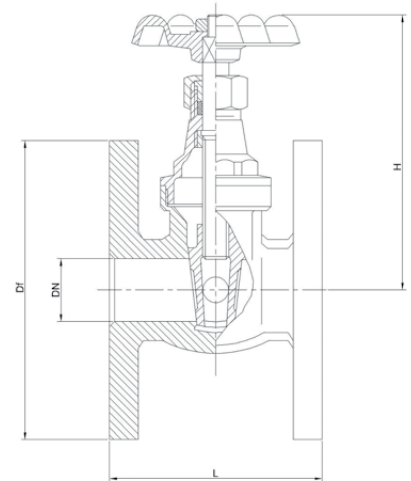
**BRONZE GATE VALVE PN16
SCREWED BONNET FLANGED ENDS,
NON RISING STEM, SOLID WEDGE**
PN16/B 100WSP 200WOG

15251

PN16/B 100WSP 200WOG
BRONZE WEDGE

15255

PN16/B 100WSP 200WOG
BRONZE BODY AND OTHER
DZR BRASS PARTS



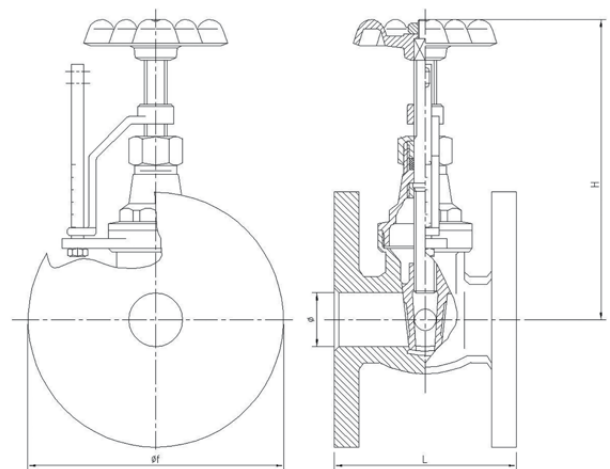
	STANDARD MATERIALS
Body	BRONZE-CC491K UNI EN1982
Bonnet	BRASS-CW617N UNI EN12165
Wedge	BRASS-CW617N UNI EN12165
Stem	BRASS-CW614N UNI EN12164
Seat	INTEGRAL SEAT

	010	015	020	025	032	040	050	065	080	100
Df (mm) (PN16)	90	95	105	115	140	150	165	185	200	220
L (mm)	75	73	73	80	90	97	112	130	147	164
H (mm)	70	86	86	98	120	137	160	189	240	265
WEIGHT (Kg)	1,5	1,5	1,8	2,18	3,43	4,5	5,57	8,8	10,3	15,3



15254

**BRONZE GATE VALVE PN16
SCREWED BONNET FLANGED ENDS,
NON RISING STEM, SOLID WEDGE WITH
OPENING INDICATOR AND LOCKING DEVICE**
PN16/B 100WSP 200WOG



	STANDARD MATERIALS
Body	BRONZE-CC491K UNI EN1982
Bonnet	BRASS-CW617N UNI EN12165
Wedge	BRONZE-CC491K UNI EN1982
Stem	BRASS-CW614N UNI EN12164
Seat	INTEGRAL SEAT

	025	032	040	050	065	080	100
Df (mm) (PN16)	115	140	150	165	185	200	220
L (mm)	80	90	100	110	130	150	160
H (mm)	142	155	176	200	230	277	290
WEIGHT (Kg)	2,200	3,450	4,520	5,590	8,820	10,320	15,320

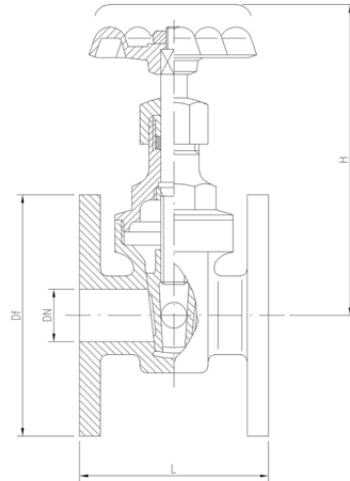


15302

BRONZE GATE VALVE PN25
SCREWED BONNET FLANGED ENDS,
NON RISING STEM, SOLID WEDGE
 PN25/B 150WSP 300WOG


15304

PN25/A 150WSP 300WOG
 ALL IN BRONZE



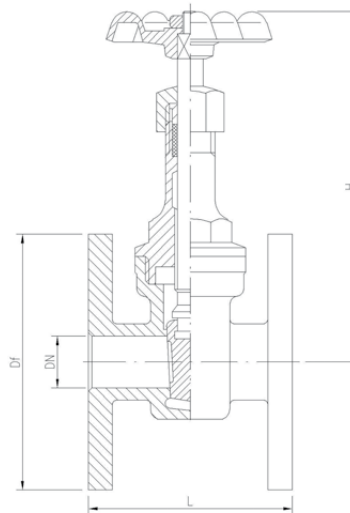
	STANDARD MATERIALS	
Body	BRONZE-CC491K UNI EN1982	
Bonnet	BRONZE-CC491K UNI EN1982	
Wedge	BRONZE-CC491K UNI EN1982	
Stem	BRASS-CW614N UNI EN12164	
Seat	INTEGRAL SEAT	

	015	020	025	032	040	050	065	080	100
Df (mm) (PN16)	95	105	115	140	150	165	185	200	220
L (mm)	80	85	90	105	115	125	145	160	170
H (mm)	100	120	135	150	175	195	230	260	290
WEIGHT (Kg)	1,70	2,2	3,1	4,85	5,7	7,4	10,7	13,5	19



15603

BRONZE GATE VALVE PN25
SCREWED BONNET FLANGED ENDS,
RISING STEM, SOLID WEDGE
 PN25/B 150WSP 300WOG



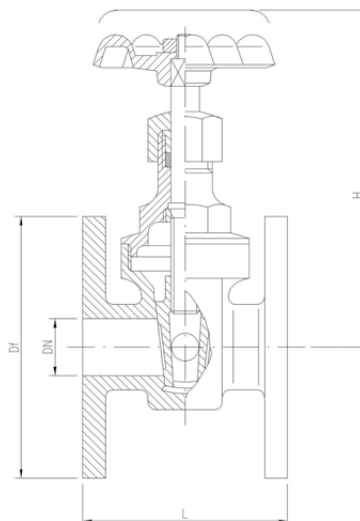
	STANDARD MATERIALS	
Body	BRONZE-CC491K UNI EN1982	
Bonnet	BRONZE-CC491K UNI EN1982	
Wedge	BRONZE-CC491K UNI EN1982	
Stem	BRASS-CW614N UNI EN12164	
Seat	INTEGRAL SEAT	

	015	020	025	032	040	050	065	080	100
Df (mm) (PN16)	95	105	115	140	150	165	185	200	220
L (mm)	80	85	90	105	115	125	145	160	170
H (mm)	100	120	135	150	175	195	230	260	290
WEIGHT (Kg)	1,70	2,2	3,1	4,8	5,7	7,4	10,7	13,5	19



16706

BRONZE GATE VALVE PN40
SCREWED BONNET FLANGED ENDS,
NON RISING STEM, SOLID WEDGE
 PN40/B 250WSP 500WOG



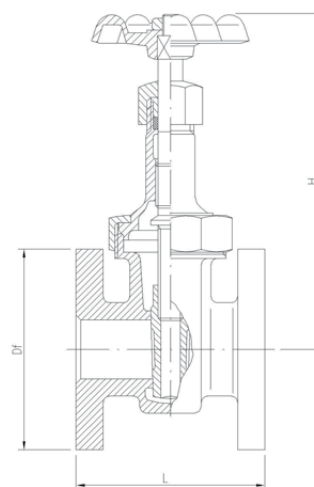
	STANDARD MATERIALS					
Body	BRONZE-CC491K UNI EN1982					
Bonnet	BRONZE-CC491K UNI EN1982					
Wedge	BRONZE-CC491K UNI EN1982					
Stem	BRASS-CW614N UNI EN12164					
Seat	INTEGRAL SEAT					

	015	020	025	032	040	050
Df (mm) (PN16)	95	105	115	140	150	165
L (mm)	85	90	100	115	125	140
H (mm)	115	120	145	165	180	205
WEIGHT (Kg)	2,4	3,3	4,0	5,8	8,3	10,2



15802

BRONZE GATE VALVE PN16
UNION BONNET FLANGED ENDS,
RISING STEM, SOLID WEDGE DISC
 PN16/B 100WSP 200WOG



	STANDARD MATERIALS									
Body	BRONZE-CC491K UNI EN1982									
Bonnet	BRONZE-CC491K UNI EN1982									
Wedge	BRONZE-CC491K UNI EN1982									
Stem	BRASS-CW614N UNI EN12164									
Seat	INTEGRAL SEAT									

	015	020	025	032	040	050	065	080	100
Df (mm) (PN16)	95	105	115	140	150	165	185	200	220
L (mm)	85	85	92	117	127	148	156	172	165
H (mm)	102	127	140	167	187	231	270	325	365
WEIGHT (Kg)	1,8	2	3,3	5,5	5,9	8	8,8	10,3	20

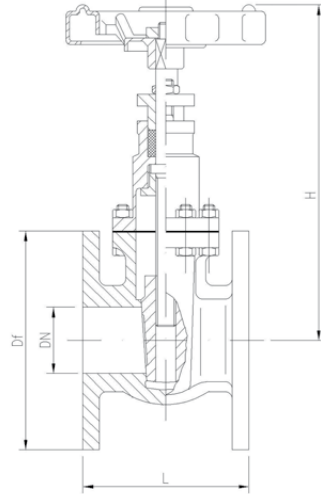


17001

**BRONZE GATE VALVE PN16
BOLTED BONNET FLANGED ENDS,
INSIDE SCREW, SOLID WEDGE**
PN16/B 100WSP 200WOG

17002

PN16/B 100WSP 200WOG
ALL IN BZ/AL



STANDARD MATERIALS

Body	BRONZE-CC491K UNI EN1982
Bonnet	BRONZE-CC491K UNI EN1982
Wedge	BRONZE-CC491K UNI EN1982
Stem	BRASS-CW614N UNI EN12164
Seat	INTEGRAL SEAT

	020	025	032	040	050	065	080	100	125	150	200
Df (mm) (PN16)	105	115	140	150	165	185	200	220	250	285	342
L (mm)	90	100	105	118	127	149	160	174	180	210	228
H (mm)	155	160	185	205	230	240	300	340	600	700	550
WEIGHT (Kg)	3,250	3,900	5,450	6,8	8,3	13	16	21	35	50	79



17502

**BRONZE GATE VALVE PN16
BOLTED BONNET FLANGED ENDS,
OUTSIDE SCREW AND YOKE,
FLEXIBLE WEDGE**
PN16/B 100WSP 200WOG

17503

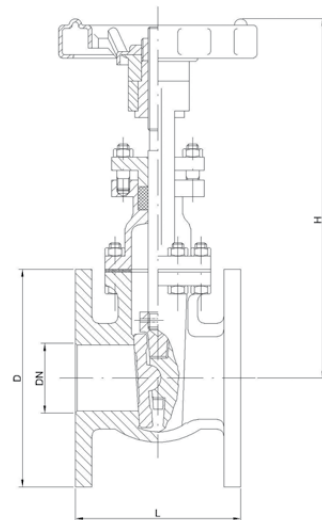
PN16/B 100WSP 200WOG
ALL IN Bz/Al

17505

PN16/B 100WSP 200WOG
ALL IN BRONZE

17507

PN16/B 100WSP 200WOG
ASTM B16,10 ASA150 FACE TO FACE



STANDARD MATERIALS

Body	BRONZE-CC491K UNI EN1982
Bonnet	BRONZE-CC491K UNI EN1982
Wedge	BRONZE-CC491K UNI EN1982
Stem	BRASS-CW614N UNI EN12164
Seat	INTEGRAL SEAT

	020	025	032	040	050	065	080	100	125	150	200
Df (mm) (PN16)	105	115	140	150	165	185	200	220	250	285	340
L (mm)	90	100	105	118	127	149	160	174	180	210	228
H (mm)	200	215	260	270	320	350	420	500	600	700	900
WEIGHT (Kg)	3,8	4,5	6,1	7,6	9,5	14,2	19,6	26	35	50	88