



316 STAINLESS STEEL 3 WAY BALL VALVES

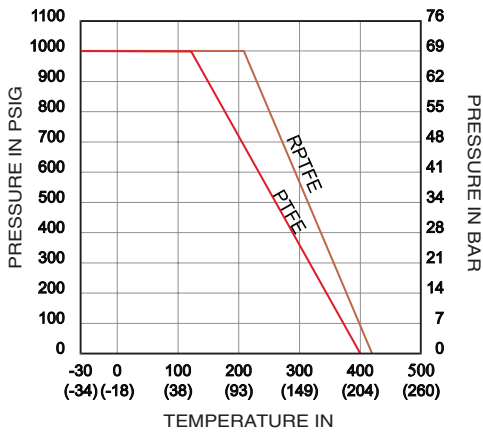
800 - 1000 PSI Rated L & T Bore
Threaded Female BSP Parallel

Materials

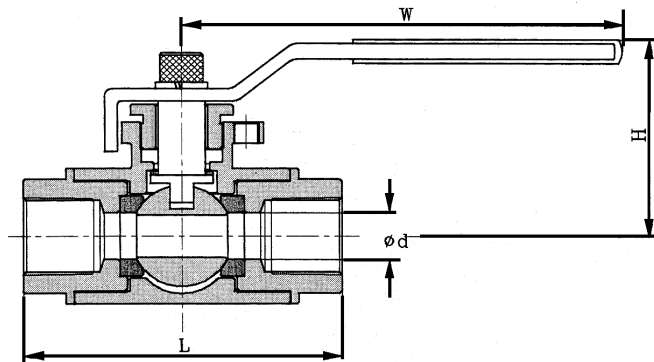
Body	Investment Cast SS CF8M (316)
Ball	316 SS - Mirror Finish
Stem Seal	PTFE
Ball Seal	PTFE
Temp. Range	see graph
Handle	304 SS

Article no. L Bore	Article no. T Bore	Size BSP	Max Pressure PSI	Valve Bore mm	Price £	Price €
110018	110028	1/4"	1000	9.5	£167.40	€200.90
110019	110029	3/8"	1000	9.5	£170.20	€204.20
110020	110030	1/2"	1000	12	£158.60	€190.40
110021	110031	3/4"	1000	15	£187.00	€224.40
110022	110032	1"	1000	20	£243.80	€292.50
110023	110033	1 1/4"	1000	25	£341.90	€410.30
110024	110034	1 1/2"	800	32	£450.30	€540.40
110025	110035	2"	800	40	£656.80	€788.20

Pressure Vs. Temperature Chart



Padlock	Price £	Price €
PAD	£12.80	€13.20




PORT CONFIGURATIONS

TRUE "T" PORT



TRUE "L" PORT



ROTATED "T" PORT



Dimensions (mm)

size	ød	l	h	w	Cv
1/4"	9.5	72	63	58	6
3/8"	9.5	72	63	158	6
1/2"	12	72	63	158	9
3/4"	15	83	75	158	12
1"	20	110	82	185	14
1 1/4"	25	125	88	185	14
1 1/2"	32	125	90	235	30
2"	40	149	100	235	50