

# LOCKING DEVICE FOR LOCKABLE FLAT LEVER HANDLE


The device is to be used on valves with flat lever handle.

Material - Zinc-plated K3 zamak.

Padlock or lock pin sold separately - see table below.

## Locking kit for flat lever ball valve

Article no.	Size
084LK01	1/4" - 3/8"
084LK02	1/2"
084LK03	3/4" - 1"
084PP03	Lock Pin - to suit all sizes
PAD3	Padlock - to suit all sizes



**084LK**

Locking device for lockable flat lever handle




**084PP**


Pin for locking device

## Installation locking device for lockable flat lever handle


1. Remove the handle from the valve, when you want to have a lockable valve.



2. Replace the handle with the corresponding flat lever handle, in order to have a lockable valve.



3. Place and lock the locking device either on the open or on the shut-off valve.



4. Pin for locking device. It is suitable for water and gas ball valves.

