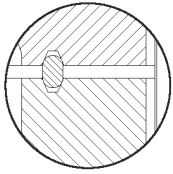




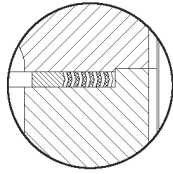
Globe Valve

Material List

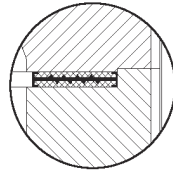
Flange Gasket



Ring Type Joint
≥ 600lb



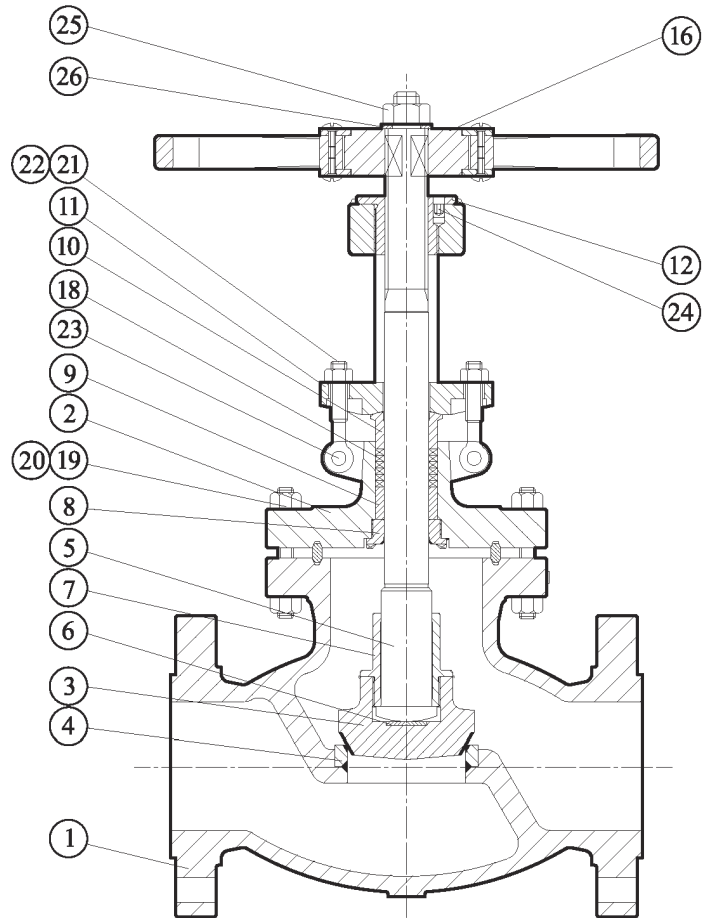
Spiral Wound Gasket
300lb



Metal Backup
Graphite Gasket
150lb

Trim Material

| DHV Trim Code | Disc Surface Part No.3 | Seat Ring Surface Part No.4 | Stem Part No.5 | Backseat Part No.8 |
|---------------|------------------------|-----------------------------|----------------|--------------------|
| 1 | 13CR | 13CR | F6A | 420 |
| 2 | HF | HF | F6A | 420 |
| 3 | 13CR | HF | F6A | 420 |
| 4 | Monel | Monel | Monel | Monel |
| 5 | 316 | 316 | F316 | 316 |
| 6 | 316 | HF | F316 | 316 |
| 7 | 304 | 304 | F304 | 304 |
| 8 | 304 | HF | F304 | 304 |
| 9 | INCONEL | INCONEL | INCONEL | INCONEL |
| A | HF | HF | F316 | 316SS |
| B | DSS | DSS | DSS | DSS |



Standard Material Specifications

| Part Name | Carbon Steel to ASTM | | | Alloy Steel to ASTM | | | Stainless Steel to ASTM | | |
|------------------|----------------------|----------|----------|---------------------|----------|----------|-------------------------|-----------|--------------|
| 1 Body | A216 WCB | A352 LCB | A352 LCC | A217 WC6 | A217 C5 | A217 C12 | A351 CF8 | A351 CF8M | A890 4A |
| 2 Bonnet | A216 WCB | A352 LCB | A352 LCC | A217 WC6 | A217 C5 | A217 C12 | A351 CF8 | A351 CF8M | A890 4A |
| 3 Disc | A105N | A350 LF2 | A350 LF2 | A182 F11 | A182 F5A | A182 F9 | A182 F304 | A182 F316 | A182 F51 |
| 4 Seat Ring | A105 | A350 LF2 | A350 LF2 | A182 F11 | A182 F5A | A182 F9 | A182 F304 | A182 F316 | A182 F51 |
| 6 Thrust Washer | A276 430 | A276 430 | A276 430 | A276 430 | A276 430 | A276 430 | A182 F304 | A182 F316 | A182 F51 |
| 7 Disc Nut | A276 420 | A276 420 | A276 420 | A276 420 | A276 420 | A276 420 | A182 F304 | A182 F316 | A182 F51 |
| 9 Packing Ring | A276 420 | A276 420 | A276 420 | A276 420 | A276 420 | A276 420 | A182 F304 | A182 F316 | A182 F51 |
| 10 Gland | A276 420 | A276 420 | A276 420 | A276 420 | A276 420 | A276 420 | A182 F304 | A182 F316 | A182 F51 |
| 11 Gland Flange | A216 WCB | A352 LCB | A352 LCC | A217 WC6 | A217 C5 | A217 C12 | A351 CF8 | A351 CF8M | A890 4A |
| 12 Stem Nut | A439 D2 | | | | | | B150 C61900 | | |
| 16 Handwheel | Ductile Iron | | | | | | | | |
| 18 Packing | Graphite | | | | | | | | |
| 19 Bonnet Bolt | A193 B7 | A320 L7 | A320 L7 | A193 B16 | A193 B16 | A193 B16 | A193 B8 | A193 B8M | A193 B8MLCuN |
| 20 Bonnet Nut | A194 2H | A194 7 | A194 7 | A194 4 | A194 4 | A194 4 | A194 8 | A194 8M | A194 8MLCuNa |
| 21 Eyebolt | A193 B7 | A320 L7 | A320 L7 | A193 B16 | A193 B16 | A193 B16 | A193 B8 | A193 B8M | A193 B8MLCuN |
| 22 Nut | A194 2H | A194 7 | A194 7 | A194 4 | A194 4 | A194 4 | A194 8 | A194 8M | A194 8MLCuNa |
| 23 Pin | Steel | | | | | | | | |
| 24 Screw | Steel | | | | | | | | |
| 25 Handwheel Nut | Steel | | | | | | | | |
| 26 Washer | Steel | | | | | | | | |



Globe Valve

Feature & Dimension

Features

- OS & Y, Rising Stem
- Plug Disc
- Bolted Bonnet
- Renewable Seat Rings Welded or Threaded
- Flanged Ends or Buttwelding Ends

Specifications

Basic Design: **BS 1873 API 623**

Face to Face: **ASME B16.10**

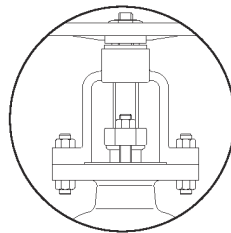
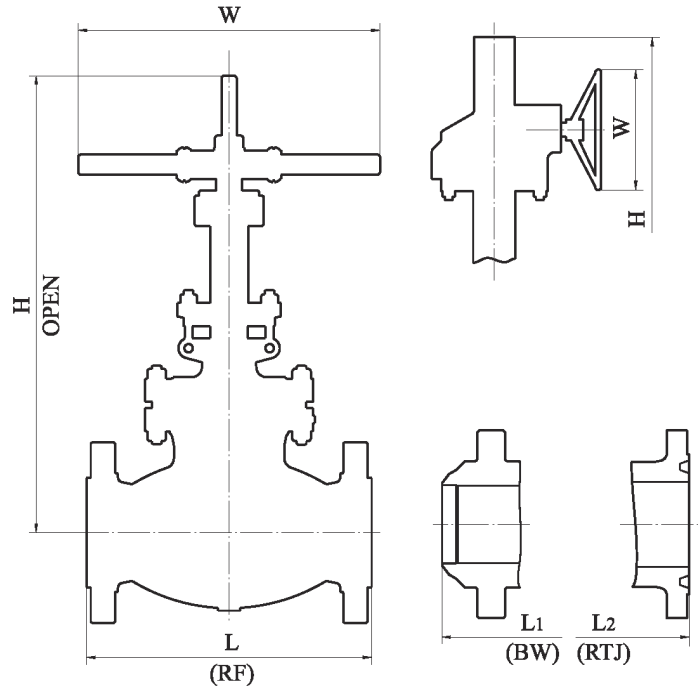
End to End: **ASME B16.10**

End Flange: **ASME B16.5**

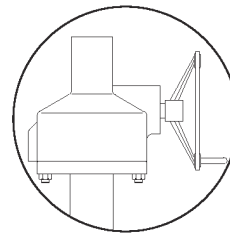
B.W End: **ASME B16.25**

Test and Inspection: **API 598**

Manufacturing to NACE MR0103 on request



Separate Yoke



Bevel Gear

| | |
|--------|-------|
| 150LB | ≥ 16" |
| 300LB | ≥ 12" |
| 600LB | ≥ 10" |
| 900LB | ≥ 6" |
| 1500LB | ≥ 3" |
| 2500LB | ≥ 2" |

150LB

| Description | | Valve Size | | | | | | | | | | |
|------------------|----|------------|-------|-------|-------|-------|-------|-------|-------|-------|-------|------|
| | | 2 | 3 | 4 | 6 | 8 | 10 | 12 | 14 | 16 | 20 | |
| Flanged End L | in | 8.00 | 9.50 | 11.50 | 16.00 | 19.50 | 24.50 | 27.50 | 31.00 | 36.00 | 38.50 | |
| | mm | 203 | 241 | 292 | 406 | 495 | 622 | 698 | 787 | 914 | 978 | |
| Weld End L1 | in | 8.00 | 9.50 | 11.50 | 16.00 | 19.50 | 24.50 | 27.50 | 31.00 | 36.00 | 38.50 | |
| | mm | 203 | 241 | 292 | 406 | 495 | 622 | 698 | 787 | 914 | 978 | |
| Height to Open H | in | 14.33 | 16.38 | 18.70 | 20.91 | 24.80 | 29.13 | 38.19 | 42.13 | 44.09 | 55.91 | |
| | mm | 364 | 416 | 475 | 531 | 630 | 740 | 970 | 1070 | 1120 | 1420 | |
| Handwheel Dia W | in | 7.90 | 9.80 | 9.80 | 13.80 | 13.80 | 19.70 | 23.60 | 23.60 | 26.80 | 24.00 | |
| | mm | 200 | 250 | 250 | 350 | 350 | 500 | 600 | 600 | 680 | 610 | |
| Weight | RF | Kg | 20 | 33 | 57 | 105 | 189 | 290 | 518 | 600 | 754 | 2710 |
| | BW | Kg | 16 | 28 | 46 | 86 | 165 | 220 | 329 | 541 | 680 | 2410 |

For sizes out of above range, please consult DHV for details.